

pewag pelagus

solutions for fishing, aquaculture and yachting



Contents

pewag pelagus offers high-quality chains and components for traditional fishing, aquaculture and yachting.

Harsh environmental conditions require products you can trust. Our products are designed to meet these needs using the most advanced technologies and devices. They are engineered and manufactured in Europe and made of high-quality material, meeting all standards and specifications.



Full Member

Technical changes and misprints excepted.

pewag group

Introduction of the pewag group	4-5
History and quality management	6
Business areas and the environment	7
Locations	8-9

pelagus marine products

Why work with pewag pelagus?	10
------------------------------	----

Fishing chains

G80 short link fishing chains	14
G80 mid link fishing chains	15
G80 long link fishing chains	16
G95 short link fishing chains	17
G95 mid link fishing chains	18
G95 long link fishing chains	19
G70 tuna chains and assemblies	20
Tickler chains for bottom trawlers	21
Stainless steel G60 short link	22
Stainless steel mid and long link	23

Aquaculture chains

G60 long link aquaculture chains	26
Aquaculture special accessories	27-28
Mooring chains Genoese style	29

Yachting chains

Anchoring with the right chain	32
G50 - G60 anchor chains	33
G40 - G70 anchor chains	34

Fishing accessories

Our selection of fittings and accessories for fishing	38-59
pewag corropro	60
pewag COR PROTECT	61
pewag test of performance	62-63
peTAG solution	64-65
pewag academy	66

Welcome to the pewag group

We are an internationally operating group of companies. Our track record goes back to the year 1479.

Mission Statement

pewag group's Mission Statement

expresses the goals of our actions as follows:

With our joy for innovation, we strive to make all products of the pewag group the best in the respective markets. The high quality of our products and services as well as our employees' passionate dedication are the foundation to our pursuit of outstanding services and complete customer satisfaction.

Principles of pewag group

Leading in Quality

The values of our product brands are demonstrated by our first-class quality and innovations and are communicated consistently and coherently.

We anticipate market demands and changes in the environment and adapt our strategies, organizations and actions accordingly to satisfy our customers' needs through providing an optimal price-performance ratio: timely delivery, efficient and obliging service.

Leading in Responsibility

We commit ourselves to careful treatment of the environment, by reducing the use of energy and raw materials, ensuring the longevity of our products and making them recyclable.

We value an open, honest and team-oriented work-style, which is based on transparent communication honoring ideas, opinions and experience of our employees as valuable inputs for our decision making process.

We strive for stable and fair partnerships with our employees, customers, suppliers and other business partners and take social aspects into consideration when making business decisions.

Leading in Technology

We secure our technological strength by striving for product quality, constant improvements and innovations of products, as well as manufacturing processes.

We strive to be the best in product technology. This ensures that our customers always have optimal solutions available and that we expand and protect our market position.


Leading in Economics

In all our processes we use due diligent business practices and efficiency and strive to improve these continuously.

In the long-term, we will continuously increase our economic performance to raise corporate value, achieve sustained growth and thus secure a successful future of the organization.

We are a modern group of companies which looks back to a tradition and experience of more than 500 years. Since our founding years, a lot has changed, but the values that made our success possible from the beginning remain.

**pewag group –
Innovation. Quality. Partnership.**



History of the pewag group

Quality management

Advantage through tradition

The history of pewag group goes back to the 15th century and therefore makes us one of the oldest chain manufacturer worldwide. With our experience we are ready for the future.

Timetable of important events

- 1479** First documented references of a forging plant in Brückl
- 1787** Foundation of a chain forge in Kapfenberg
- 1803** Foundation of a chain forge in Graz
- 1836** Establishment of an iron casting plant in Brückl
- 1912** Production of the first pewag snow chain
- 1923** Merger of plants in Graz and Kapfenberg – Creation of the name “pewag”
- 1972** Foundation of a sales company in Germany
- 1975** Foundation of a sales company in the USA
- 1993** Foundation of pewag austria GmbH
- 1994** Foundation of the first subsidiary in Czech Republic
- 1999** Acquisition of the Weissenfels Group
- 2003** Separation from the Weissenfels Group
- 2005** Reorganization into 2 groups:
Schneeketten Beteiligungs AG Group – Snow Chains
pewag austria GmbH Group – Technical Chains
- 2009** Acquisition of Chaineries Limousines S.A.S.
- 2012** Foundation of the first manufacturing company in the USA
- 2013/** Foundation of various international sales
- 2014** companies



Lithography forging plant Brückl 1855



Anchor chain forge 1878



Chain forgers 1956

Our main goal is customer satisfaction

In this instance, quality means that only those products and services are developed, manufactured and delivered which completely and without compromise satisfy the customer.

The pewag group’s quality policy, is underlined by the following basic principle: **“we supply high-end products and services to our customers that conform to the technical standards and requirements”**, can be summarised in the subsequent four points.

Market-oriented Quality

In order to maintain and to widen the competitive position of the pewag group, the quality of finished goods and services must be consistent with the specifications of the customer and also with their expectations of one of the leading companies. No product should ever pose a danger to people or the environment.

Economic Quality

As a profit-oriented company, quality is achieved by taking into consideration the material, personnel and financial resources; this means that we establish an appropriate best price/performance ratio for the customer within the acknowledged framework.

Quality Responsibility

Stringent demands are placed on all employees to ensure high standards of quality. No matter what hierarchical level, all managers are in charge of managing quality. Every employee within the pewag group should be educated, motivated and instructed by the management team. It is important for promoting high quality awareness that the education and training of employees is at the forefront, as each employee is responsible for the quality of his/her own work.

For each of our employees, the statement **“QUALITY STARTS WITH ME”** must be true!

Process-oriented Quality

The close interaction between sales, product development, production and customer service is regulated within the individual companies by fixed processes and activities, as well as responsibilities with the aim to reach and maintain the defined quality standards.



Business areas

Environment – we take responsibility

Working with pewag products

The pewag group has a substantial and diverse spectrum of products and services.

Our range of products varies from traction chains for tires (snow chains for passenger cars, trucks and special-purpose vehicles, tire protection chains for mining vehicles) over different industrial chains to products for the do-it-yourself sector (light chains, belts, etc.)



Segment A
Snow and forestry chains



Segment B
Hoist and conveyor chains



Segment C
Do-it-yourself



Segment D
Engineering



Segment F
Lifting and lashing chains



Segment G
Tire protection chains

Ecological awareness in all areas



Our company's manufacturing location in Kapfenberg, Austria, has been used for iron and steel production for over 270 years. A second facility located in Brückl, Austria, was first documented in records dating back to 1479. Based on this long manufacturing tradition, we take serious responsibility for our products, employees and the environment at all our international locations. Hence, one of our major concerns is to improve energy efficiency and, in doing so, to minimise energy consumption over a long period of time with the development of new production technologies. An important goal is to increase energy efficiency and consequently lower energy demand. Consequently, we develop our products to achieve longer product life-cycles and lower weight but simultaneously, increasing their working load capacities and the safety for our customers. We are committed to upholding all relevant energy and environmental standards by setting clearly defined goals and continually improving our performance. To achieve this goal, we use modern manufacturing technologies. An important step is to provide the necessary resources and to include our employees in the process. We are convinced that well-informed and motivated employees can actively participate in environmental conservation.

Wherever we are unable to avoid an environmental impact, we have set ourselves the goal to continually reduce our energy consumption, waste and environmentally harmful emissions. When purchasing new equipment, we strive to find the best and most efficient technical solution possible. It is important for us to promote the purchase of energy efficient products and services.

Our process-oriented management system regulates the documentation concerning all environmental relevant procedures. It also encompasses preventative measures for possible failures, as well as behavioural instructions for regular and/or extraordinary operational procedures. By systematically monitoring and assessing our environmental activities, we are quickly able to resolve deviances and to take corrective action. This process extends throughout the whole organisation to optimise all business processes. We strive to engage in an open dialogue with our customers, neighbours and authorities to inform them of our energy and environmental engagements.

Through specific communication we want to inform our customers about the environmental aspects of our products – specifically inform them about the longevity of our products. Through meaningful communication, we strive to motivate our suppliers and customers to think – in turn – about their environmental footprint and to put into practice similar environmental standards in their businesses.

Customer proximity

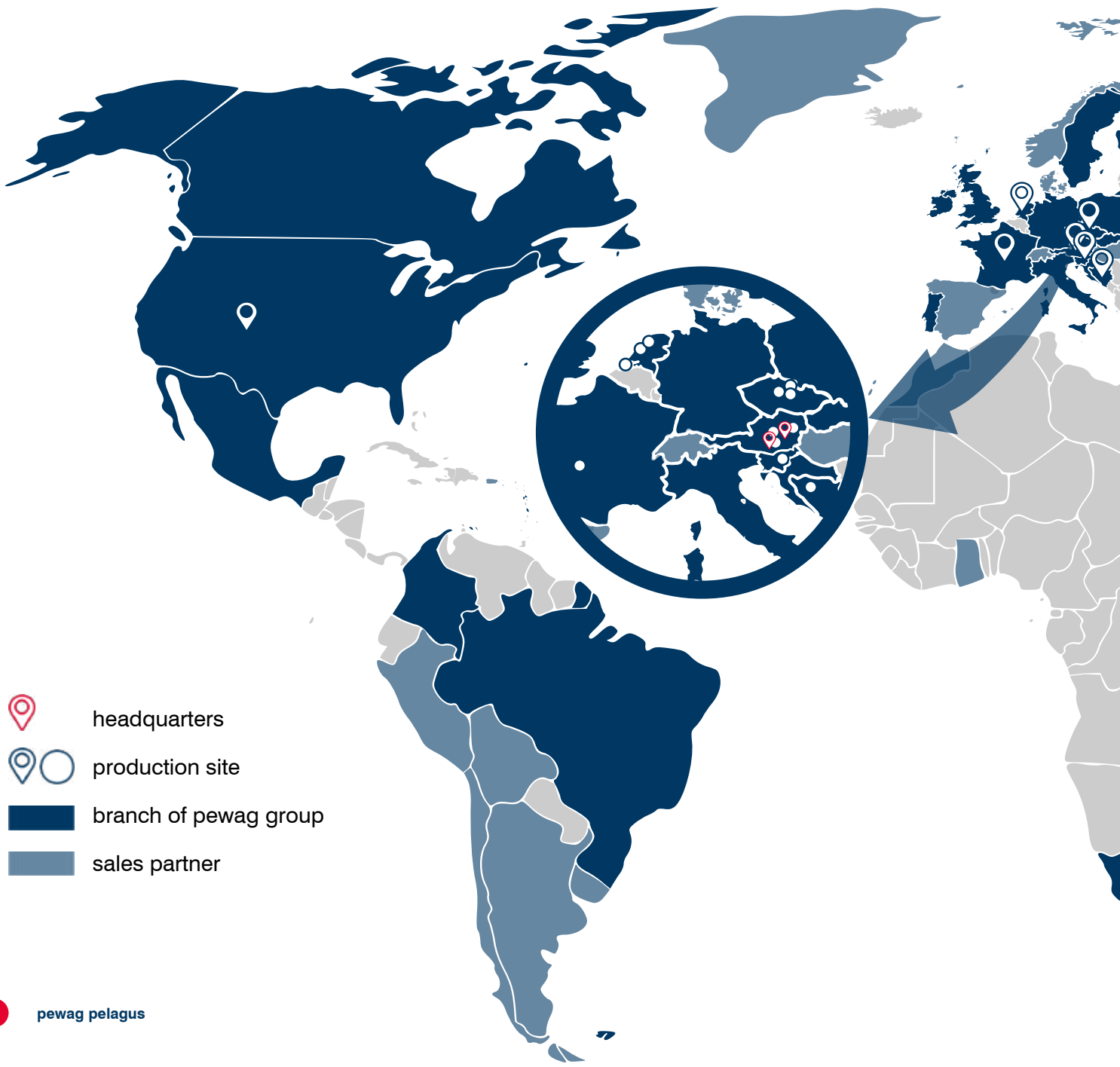
International presence





In the ambitious five-hundred year history pewag has evolved from a small and modest company to a global organization with several subgroups.

With 16 production and over 50 sales and other locations on all five continents, the pewag group documented its claim as one of the world's leading chain manufacturers. Further, pewag group is active with 45 sales partners worldwide.

In addition to the numerous locations pewag as an international company relies on it's extensive, strong, and professional partner network. These collaborations provide optimal customer service in currently more than 100 countries around the world.

Production and sales locations

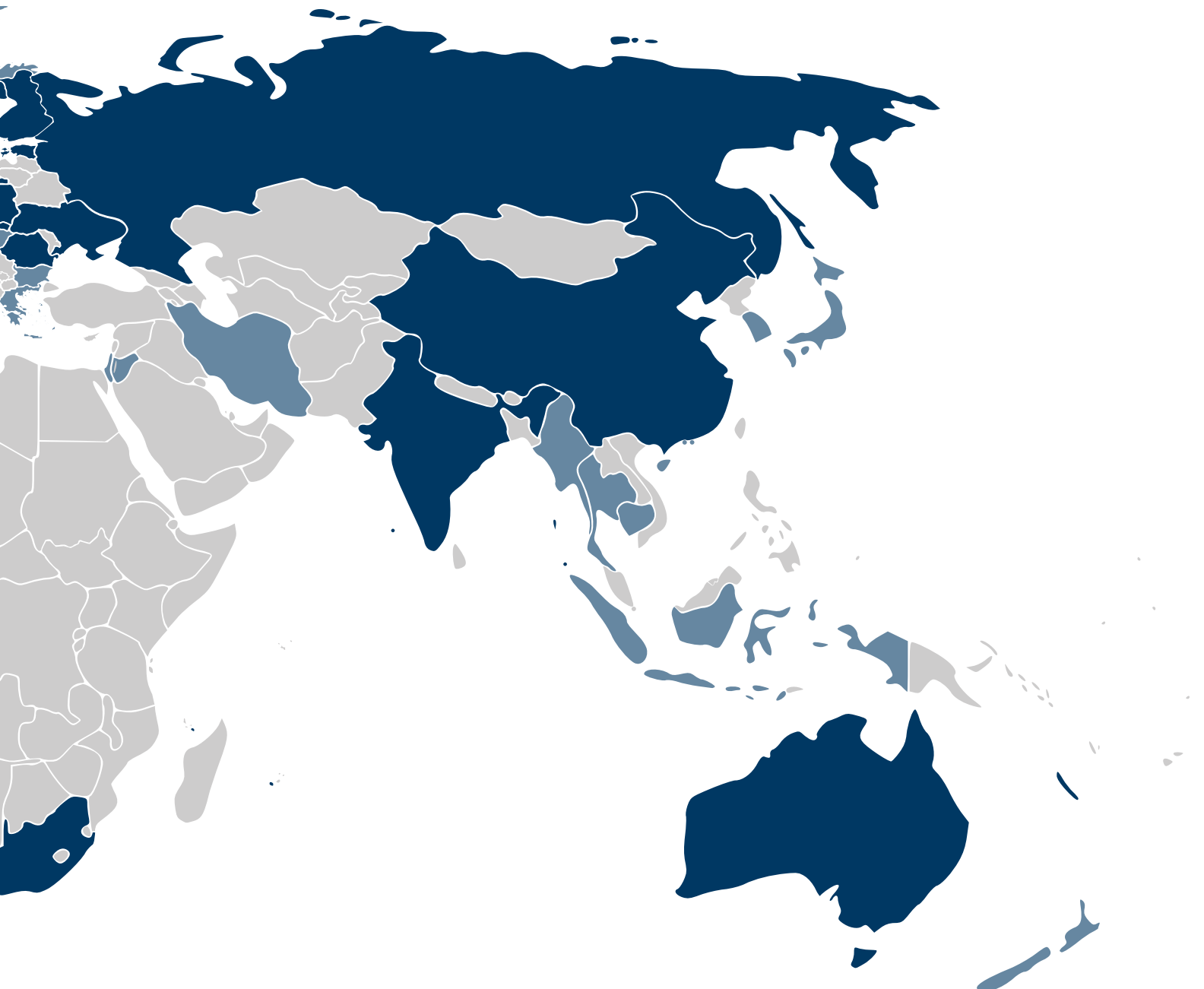


-  headquarters
-  production site
-  branch of pewag group
-  sales partner

pewag group presents
itself on the internet. More ...

www.pewag-group.com

www.pewag.com



Why work with pewag pelagus?

Profound expertise & individual solutions

pewag has been making chains for centuries. Based on our outstanding history and comprehensive expertise, we know the many challenges our chains are exposed to. We are determined to continuously streamline our production processes while extending our product range with high-quality innovations.

In marine environments we have learned to deal with salty waters, currents, frictions, temperatures, and several other factors.

That is why we start by selecting the right alloys for the products, carefully vetting our steel mill suppliers, before we buy the steel coils.

Our chain production is vertically integrated, therefore over time we have been improving each production step.

Our goal is not only to be more efficient and sustainable in chain making, but also, we want to make sure that our chains meet exactly the challenges for which they are intended.

Cathodic protection of ships and chains used in seawaters play a major role in hydrogen embrittlement of some alloy steels, and we have learned how to minimize this risk to the lowest possible level in our industry.

Our newly renovated hot-dip galvanization facility has also further enhanced our production efficiency and sustainability of our chains.

Protective coatings are the most efficient way to extend life of regular chains and withstand corrosion. The longest life without rusting features our stainless steel chains.

Benefit from our proven expertise and experience as one of the most historic, yet innovative chain manufactures in the world.



Fishing chains

Product overview

Content

G80 short link fishing chains	14
G80 mid link fishing chains	15
G80 long link fishing chains	16
G95 short link fishing chains	17
G95 mid link fishing chains	18
G95 long link fishing chains	19
G70 tuna chains and assemblies	20
Tickler chains for bottom trawlers	21
Stainless steel G60 short link	22
Stainless steel mid and long link	23





pewag G80 short link fishing chains

D x 3 quenched and tempered

This fishing chain has the mechanical values of G80.

Made with a special alloy steel, it is treated to minimize the risk of hydrogen embrittlement.


It is specially designed for fishing trawlers, but unsuitable for lifting applications.

100% proof loaded up to 62,5% of its breaking force. Every single link is tested.

Suitable for operating temperatures from -40 °C to +200 °C.

The chain is easy to assemble using connecting links or shackles.

For this European manufactured chain, we provide a full operating manual and material traceability to the European made alloy steel.



Product Number	Markings	Chain size metric Ø [mm]	Chain size imperial [inch]	BF breaking force [kg]	BF breaking force [lbs]	Weight [kg/mt]	Weight [lbs/ft]
91232	A 8	7 x 21 x 10,5	9/32" x 0.8268 x 0.4134	6.000	13,228	1,10	0.61
91233	A 8	8 x 24 x 12	5/16" x 0.9449 x 0.4724	8.000	17,637	1,40	0.77
91230	A 8	10 x 30 x 14	3/8" x 1.1811 x 0.5512	12.500	27,558	2,20	1.21
91231	A 8	13 x 39 x 19	1/2" x 1.5354 x 0.7480	21.000	46,297	3,80	2.09
75239	A 8	16 x 48 x 23	5/8" x 1.8898 x 0.9055	32.000	70,548	5,70	3.14
75217	A 8	19 x 57 x 25	3/4" x 2.2441 x 0.9843	44.800	98,767	8,00	4.41
72753	A 8	22 x 66 x 29	7/8" x 2.5984 x 1.1417	61.100	134,702	11,00	6.06
29277	A 8	7 x 21 x 10,5	9/32" x 0.8268 x 0.4134	6.000	13,228	1,10	0.61
29284	A 8	8 x 24 x 12	5/16" x 0.9449 x 0.4724	8.000	17,637	1,40	0.77
29285	A 8	10 x 30 x 14	3/8" x 1.1811 x 0.5512	12.500	27,558	2,20	1.21
29286	A 8	13 x 39 x 19	1/2" x 1.5354 x 0.7480	21.000	46,297	3,80	2.09
29333	A 8	16 x 48 x 23	5/8" x 1.8898 x 0.9055	32.000	70,548	5,70	3.14

The standard chain is self-coloured, optionally it also available with COROLIM 8µm coating (PCP) (part # 29xxx).
Measurements subject to production tolerances and technical changes.

pewag G80 mid link fishing chains

D x 4 quenched and tempered

This fishing chain has the mechanical values of G80.

Made with a special alloy steel, it is treated to minimize the risk of hydrogen embrittlement.

It is specially designed for fishing trawlers, but unsuitable for lifting applications.

100% proof loaded. Every single link tested.

Suitable for operating temperatures from -40 °C to +200 °C.

The chain is easy to assemble using connecting links or shackles. Its pitch is also designed to accommodate quick links and other fittings between two adjacent chain-links.

A full operating manual is provided, for a product manufactured in Europe using European made alloy steel.



Product Number	Markings	Chain size metric Ø [mm]	Chain size imperial [inch]	BF breaking force [kg]	BF breaking force [lbs]	Weight [kg/mt]	Weight [lbs/ft]
87097	A 8	10 x 40 x 15	3/8" x 1.5748 x 0.5906	12.600	27,778	1,98	1.09
75221	A 8	10 x 40 x 19	3/8" x 1.5748 x 0.7480	12.600	27,778	2,05	1.13
87098	A 8	13 x 52 x 19,5	1/2" x 2.0472 x 0.7677	21.200	46,738	3,35	1.85
87099	A 8	16 x 64 x 24	5/8" x 2.5197 x 0.9449	32.000	70,548	5,06	2.79
87101	A 8	19 x 76 x 29	3/4" x 2.9921 x 1.1417	44.800	98,767	7,20	3.97
76230		22 x 88 x 30	7/8" x 3.4646 x 1.1811	62.000	136,686	9,24	5.09
On Request		24 x 84 x 31	15/16" x 3.3071 x 1.2205	73.400	161,819	11,90	6.56
On Request		26 x 92 x 31	1" x 3.6226 x 1.2205	86.600	190,920	13,66	7.53

The standard chain is self-coloured, optionally it also available with other finishing for an up-charge. Measurements subject to production tolerances and technical changes.

pewag G80 long link fishing chains

D x 6 quenched and tempered

This fishing chain has the mechanical values of G80 combined with light weight and longer links.

Made with a special alloy steel, it is treated to minimize the risk of hydrogen embrittlement.

The chain's design and weight are perfect for Fishing Trawlers, but is unsuitable for lifting applications. G80 marine chains are suitable for container lashing.

100% proof-loaded. Every single link is tested.

Suitable for operating temperatures from -40 °C to +200 °C.

The chain is easy to assemble using connecting links or shackles. Its pitch is also designed to accommodate quick links and other fittings between 2 adjacent chain-links.

A full operating manual is provided, for a product manufactured in Europe using European made alloy steel.



Product Number	Markings	Chain size metric Ø [mm]	Chain size imperial [inch]	BF breaking force [kg]	BF breaking force [lbs]	Weight [kg/mt]	Weight [lbs/ft]
75242	A 8	9 x 53 x 15	11/32" x 2.0866 x 0.5906	10.000	22,046	1,40	0.77
75360	A 8	11 x 64 x 18	7/16" x 2.5197 x 0.7087	15.000	33,069	2,10	1.16
78036	A 8	13 x 80 x 22	1/3" x 3.1496 x 0.8661	21.200	46,738	2,90	1.60
78217	A 8	16 x 100 x 26	5/8" x 3.9370 x 1.0236	32.100	70,768	4,40	2.42
78253	A 8	19 x 100 x 26	3/4" x 3.9370 x 1.0236	45.000	99,208	6,30	3.47
On Request		22 x 120 x 32	7/8" x 4.7244 x 1.2598	65.000	143,300	8,50	4.68
On Request		28 x 150 x 39	1 1/8" x 5.9055 x 1.5354	100.400	221,344	14,00	7.71
On Request		32 x 170 x 44	1 1/4" x 6.6929 x 1.7323	131.000	288,805	19,00	10.47
46559	A 8	9 x 53 x 15	11/32" x 2.0866 x 0.5906	10.000	22,046	1,40	0.77
46363	A 8	11 x 64 x 18	7/16" x 2.5197 x 0.7087	15.000	33,069	2,10	1.16
46391	A 8	13 x 80 x 22	1/3" x 3.1496 x 0.8661	21.200	46,738	2,90	1.60
46406	A 8	16 x 100 x 26	5/8" x 3.9370 x 1.0236	32.100	70,768	4,40	2.42
46519	A 8	19 x 100 x 26	3/4" x 3.9370 x 1.0236	45.000	99,208	6,30	3.47
78256	A 8	9 x 53 x 15	11/32" x 2.0866 x 0.5906	10.000	22,046	1,40	0.77
78268	A 8	11 x 64 x 18	7/16" x 2.5197 x 0.7087	15.000	33,069	2,10	1.16
78280	A 8	13 x 80 x 22	1/3" x 3.1496 x 0.8661	21.200	46,738	2,90	1.60
78287	A 8	16 x 100 x 26	5/8" x 3.9370 x 1.0236	32.100	70,768	4,40	2.42

The standard chain is self-coloured, optionally it also available with a Purple water-based spray colour, or with COROLIM 8µm coating (PCP) (part # 78xxx). Measurements subject to production tolerances and technical changes.

pewag G95 short link fishing chains

D x 3 quenched and tempered

This fishing chain has the mechanical values of G95.

Made with a special alloy steel, it is quenched and tempered to G95 values to minimize the risk of hydrogen embrittlement.


It is specially designed for fishing trawlers, but unsuitable for lifting applications.

100% proof-loaded up to 62,5% its breaking force. Each link is single tested.

Suitable for operating temperatures from -40 °C to +200 °C.

A full operating manual is provided, for a product manufactured in Europe using European made alloy steel.

The Breaking forces indicated below are indicative.



Product Number	Markings	Chain size metric Ø [mm]	Chain size imperial [inch]	BF breaking force [kg]	BF breaking force [lbs]	Weight [kg/mt]	Weight [lbs/ft]
95103	✱	13 x 39 x 19	1/2" x 1.5354 x 0.7480	27.300	60,186	3,70	2.04
95129	✱	16 x 48 x 23	5/8" x 1.8898 x 0.9055	41.000	90,389	5,70	3.14
95133	✱	19 x 57 x 27	3/4" x 2.2441 x 0.9843	57.830	127,493	8,00	4.41

The standard chain is black self-coloured, optionally it also available with custom finishing. Measurements subject to production tolerances and technical changes.

pewag G95 mid link fishing chains

D x 4 quenched and tempered

This fishing chain has the mechanical values of G95.

Made with a special alloy steel, it is quenched and tempered to G95 values to minimize the risk of hydrogen embrittlement.

It is specially designed for fishing trawlers, and it is not suitable for lifting applications.


100% proof loaded up to. Every link is single tested.

Suitable for operating temperatures from -40 °C to +200 °C.

The chain is easy to assemble using connecting links or shackles. Its pitch is also designed to accommodate quick links and other fittings between 2 adjacent chain-links.

A full operating manual is provided, for a product manufactured in Europe using European made alloy steel.

The Breaking forces indicated below are indicative.



Product Number	Markings	Chain size metric Ø [mm]	Chain size imperial [inch]	BF breaking force [kg]	BF breaking force [lbs]	Weight [kg/mt]	Weight [lbs/ft]
75222	G9	10 x 40 x 15	3/8" x 1.5748 x 0.5906	15.000	33,069	1,98	1.09
75223	G9	13 x 52 x 19,5	1/2" x 2.0472 x 0.7677	25.000	55,116	3,35	1.85
75227	G9	16 x 64 x 24	5/8" x 2.5197 x 0.9449	38.000	83,776	5,13	2.83
75231	G9	19 x 76 x 29	3/4" x 2.9921 x 1.1417	54.000	119,049	7,20	3.97
On Request		22 x 86 x 26	7/8" x 3.3858 x 1.0236	70.000	154,323	9,90	5.46
On Request		26 x 92 x 31	1" x 3.6226 x 1.2205	95.000	209,439	13,66	7.53
75240		16 x 64 x 24	5/8" x 2.5197 x 0.9449	38.000	83,776	5,13	2.83
75241		19 x 76 x 29	3/4" x 2.9921 x 1.1417	54.000	119,049	7,20	3.97

The standard chain is self-coloured, optionally it also available with COROLIM 8µm coating (PCP) (part # 75240 and 75241).
Measurements subject to production tolerances and technical changes.

pewag G95 long link fishing chains

D x 6 quenched and tempered

This fishing chain has the mechanical values of G95, combined with lighter weight and longer links.

Made with a special alloy steel, it is quenched and tempered to G95 values to minimize the risk of hydrogen embrittlement.

The chain design and weight are a perfect match for Fishing Trawlers, but unsuitable for lifting.

G80 marine chains are suitable for container lashing.

100% proof-loaded. Every link is single tested.

Suitable for operating temperatures from -40 °C to +200 °C.

The chain is easy to assemble using connecting links or shackles. Its pitch is also designed to accommodate quick links and other fittings between two adjacent chain-links.

A full operating manual is provided, for a product manufactured in Europe using European made alloy steel.

The Breaking forces indicated below are indicative.



Product Number	Markings	Chain size metric Ø [mm]	Chain size imperial [inch]	BF breaking force [kg]	BF breaking force [lbs]	Weight [kg/mt]	Weight [lbs/ft]
1086	*	9 x 53 x 15	11/32" x 2.0866 x 0.5906	12.500	27,558	1,36	0.75
1113	*	11 x 64 x 18,5	7/16" x 2.5197 x 0.7283	18.500	40,785	2,03	1.12
1223	*	13 x 80 x 22	1/3" x 3.1496 x 0.8661	26.500	58,422	2,83	1.56
20816	*	16 x 100 x 26	5/8" x 3.9370 x 1.0236	40.000	88,185	4,34	2.39
20820	*	19 x 100 x 26	3/4" x 3.9370 x 1.0236	57.000	125,663	6,31	3.48
On Request		22 x 120 x 32	7/8" x 4.7244 x 1.2598	75.000	165,347	8,74	4.82
On Request		28 x 150 x 40	1 1/8" x 5.9055 x 1.5748	105.000	231,485	14,41	7.94

The standard chain is self-coloured, optionally it also available with a Purple water-based spray colour, or with COROLIM 8µm coating (PCP).
Measurements subject to production tolerances and technical changes.

pewag G70 tuna chains and assemblies

Specially designed for purse seiners


Our tuna fishing chains have the mechanical values of G70. Made with a special alloy steel, it is sandblasted and treated to minimize the risk of hydrogen embrittlement.

It is specially designed for tuna net makers, but it is not suitable for lifting applications. Its weight allows a quick and secure vertical tensioning of the net.

“NO PEELING” Hot Dip Galvanization: the zinc coating is performed according to ISO 1461 with an average of 120/140 μm zinc protection. It is metallurgically bonded with the chain base steel, through a delicate balance between zinc bath temperature and dipping time, preventing later chipping of the coating. This allows a trouble-free chain handling while retrieving the net and an extended life without rusting.

100% proof-loaded up to 62,5% its breaking force. Every link is single tested! The chain is easy to assemble with the net. Its pitch is also designed to accommodate quick links and other fittings. A full operating manual is provided, for a product manufactured in Europe using European made alloy steel.

Custom welded G40 pendants – bridles with circular or pear-shaped rings are available upon request. Rings could be also of different material (AISI316).



Product Number	Markings	Chain size metric Ø [mm]	Chain size imperial [inch]	BF breaking force [kg]	BF breaking force [lbs]	Weight [kg/mt]	Weight [lbs/ft]
94697	A 7	10 x 30 x 14	3/8" x 1.1811 x 0.5512	11.217	24,729	2,22	1.22
94695	A 7	11 x 33 x 14,5	7/16" x 1.2992 x 0.5709	13.562	29,899	2,88	1.59
76970	A 7	13 x 39 x 19	1/2" x 1.5354 x 0.7480	18.000	39,683	3,99	2.20
77943	A 7	14 x 49 x 19,6	9/16" x 1.9291 x 0.77	21.560	47,532	4,22	2.33
92415	A 7	16 x 48 x 23	5/8" x 1.8898 x 0.9055	28.175	62,115	5,72	3.15
20310	A 7	17 x 48 X 24	11/16" x 1.8898 x 0.9449	31.870	70,261	6,57	3.62
3659	A 7	18 x 63 x 25	45/64" x 2.4803 x 0.9843	35.600	78,484	7,20	3.97
3575	A 7	19 x 76 x 29	3/4" x 2.9921 x 1.1417	39.600	87,303	7,35	4.05

Other custom dimensions upon request.
Measurements subject to production tolerances and technical changes.

G40 ASSEMBLY TUNA PENDANTS - 2 LEGS WELDED AND HOT DIP GALVANIZED	Product Number	Markings	Dimensions metric	Dimensions imperial	Leg Lengths	Minimum order [pcs.]	Weight [kg/unit]	Weight [lbs/unit]
			Ø [mm]	[inch]				
NFE26012 / HDG according to ISO 1461 - 85 μm zinc protection average	57904	CLL	12 x 35 x 14 / D12 W25 N14 L80	15/32" x 1.65 + pear link	98 links (6,7 mt)	50	14,47	32
	70393	CLL	12 x 42 x 17 / D14 W25 N14 L80	15/32" x 1.65 + pear link	79 links (6,7 mt)	50	22,24	49
	57905	CLL	12 x 42 x 17 / D14 W25 N14 L80	15/32" x 1.65 + pear link	115 links (9,75 mt)	50	30,23	67
	57906	CLL	12 x 42 x 17 / D14 W25 N14 L80	15/32" x 1.65 + pear link	122 links (10,35 mt)	50	32,09	71
	57907	CLL	12 x 42 x 17 / D14 W25 N14 L80	15/32" x 1.65 + pear link	129 links (10,95 mt)	50	33,94	75
	73195	CLL	12 x 42 x 17 / 14 x 80 INOX	15/32" x 1.65 + INOX RING	79 links (6,7 mt)	50	23,00	51
	57908	CLL	14 x 49 x 20 / D18 W N L	9/16" x 1.92 + pear link	68 links (6,7 mt)	50	28,34	62
	50146	CLL	14 x 49 x 20 / D15 W N L	9/16" x 1.92 + pear link	68 links (6,7 mt)	50	28,00	62

Other custom welded chain pendants upon request.
Measurements subject to production tolerances and technical changes.

pewag Tickler chains for bottom trawlers

Hardened for a tough job

This tickler self-coloured chain is designed with a longer pitch for a better mesh design. Its indicative Breaking force is similar to G80 and, most importantly, this is a hardened chain.

With a surface hardening of HV>470, this chain lasts much longer, while sweeping the seabed for scallop or other fish.

This chain gets down to the seabed, catching the hidden fish. It is unsuitable for lifting applications.

A full operating manual is provided, for a product manufactured in Europe using European made alloy steel.

All breaking forces indicated below are indicative.



Product Number	Markings	Chain size metric Ø [mm]	Chain size imperial [inch]	BF breaking force [kg]	BF breaking force [lbs]	Weight [kg/mt]	Weight [lbs/ft]
82261	NONE	12 x 42 x 16,8	15/32" x 1.6535 x 0.6590	18.000	39,683	2,96	1.63
82215	NONE	14 x 49 x 19,6	35/64" x 1.9291 x 0.77	24.600	54,234	4,02	2.22
82251	NONE	16 x 56 x 22,4	5/8" x 2.2047 x 0.88	32.000	70,548	5,26	2.90
82282	NONE	18 x 63 x 24	45/64" x 2.4803 x 0.9449	40.700	89,728	6,70	3.69

Other dimensions upon request.

Measurements subject to production tolerances and technical changes.

pewag Stainless steel G60 short link

D x 3 High-performing stainless steel


The high-performing STAINLESS STEEL fishing chain: made with a special stainless steel, it is treated to achieve the mechanical values of G60 for such an alloy*, the best values in our industry.

It is calibrated and designed for lifting purposes. stainless steel is the required material for food safety, according to the HACCP norms, ideal for those floating food processing plants.

100% proof loaded up to 62,5% its breaking force. Every single link is tested.

The chain is easy to assemble using our stainless steel connecting links and fittings. For this European-manufactured chain, we provide a full operating manual and material traceability to the European-made alloy steel.

(*except the 20 and 26 mm)



Product Number	Markings	Chain size metric Ø [mm]	Chain size imperial [inch]	BF breaking force [kg]	BF breaking force [lbs]	Weight [kg/mt]	Weight [lbs/ft]
37931	PWG 6	4 x 12 x 5,8	5/32"x 0.4724 x 0.2283	1.632	3,598	0,40	0.22
38094	PWG 6	5 x 15,1 x 7,5	3/16" x 0.5940 x 0.2953	2.550	5,622	0,61	0.34
38110	PWG 6	6 x 18 x 8	1/4" x 0.7087 x 0.3150	3.825	8,433	0,88	0.48
38113	PWG 6	7 x 21 x 9,5	17/64" x 0.8268 x 0.3740	5.100	11,244	1,19	0.66
38116	PWG 6	8 x 24 x 10,8	5/16" x 0.9449 x 0.4225	6.426	14,167	1,53	0.84
39568	PWG 6	10 x 30 x 13,5	3/8" x 1.1811 x 0.5315	10.200	22,487	2,40	1.32
39904	PWG 6	13 x 39 x 17,5	1/2" x 1.5354 x 0.6890	17.340	38,228	4,05	2.23
40205	PWG 6	16 x 48 x 21,5	5/8" x 1.8898 x 0.8465	25.500	56,218	6,00	3.31
83501*	PWG	20 x 60 x 27	25/32" x 2.3622 x 1.0630	32.028	70,610	9,29	5.12
92200*	PWG	26 x 78 x 35	1" x 3.0709 x 1.3780	48.042	105,914	16,20	8.93

Measurements subject to production tolerances and technical changes.

pewag Stainless steel mid and long link

Excellent no-rust performance

Made with AISI 316L alloy steel.

This is the correct material for food safety according to the HACCP norms. It is unsuitable for lifting applications.

The chain is easy to assemble using connecting links or shackles. Its pitch is also designed to accommodate quick links and other fittings between two adjacent chain-links.

A full operating manual is provided, for a product manufactured in Europe using European made alloy steel.



Stainless steel low grade chains MID LINK DIN5685-2	Product Number	Markings	Chain size metric	Chain size imperial	Indicative BF breaking force [kg]	Indicative BF breaking force [lbs]	Weight [kg/mt]	Weight [lbs/ft]
			Ø [mm]	[inch]				
	35105	NONE	2 x 12 x 5	5/64" x 0.4724 x 0.1969	150	331	0,07	0.04
	35108	NONE	2.5 x 14 x 4	3/32" x 0.5512 x 0.1575	240	529	0,11	0.06
	35109	NONE	3 x 16 x 5	7/64" x 0.6299 x 0.1969	360	794	0,16	0.09
	35110	NONE	4 x 19 x 7	5/32" x 0.7480 x 0.2756	600	1,323	0,30	0.17
	35111	NONE	5 x 21,4 x 8,5	3/16" x 0.84 x 0.3346	930	2,050	0,50	0.28
	35112	NONE	6 x 24 x 11	1/4" x 0.9449 x 0.4331	1.380	3,042	0,73	0.40
	35113	NONE	8 x 32 x 15	5/16" x 1.2598 x 0.5906	2.400	5,291	1,30	0.72
	90609	CL	12 x 48 x 23	15/32" x 1.8898 x 0.9055	5.500	11,905	2,90	1.60

Measurements subject to production tolerances and technical changes.

Stainless steel low grade chains LONG LINK DIN763/5685	Product Number	Markings	Chain size metric	Chain size imperial	Indicative BF breaking force [kg]	Indicative BF breaking force [lbs]	Weight [kg/mt]	Weight [lbs/ft]
			Ø [mm]	[inch]				
	35079	NONE	2 x 21 x 6	5/64" x 0.8268 x 0.2362	150	331	0,06	0.03
	35080	NONE	2.5 x 24 x 5	3/32" x 0.9449 x 0.1969	240	529	0,09	0.05
	35081	NONE	3 x 26 x 6	4/64" x 1.0236 x 0.2362	360	794	0,14	0.08
	35082	NONE	4 x 32 x 8	5/32" x 1.2598 x 0.3150	600	1,323	0,27	0.15
	35083	NONE	5 x 35 x 11	3/16" x 1.3780 x 0.4331	930	2,050	0,41	0.23
	35084	NONE	6 x 42 x 12	1/4" x 1.6535 x 0.4724	1.080	2,381	0,63	0.35
	92783	NONE	7 x 49 x 14	17/64" x 1.9291 x 0.5512	1.800	3,968	0,80	0.44
	35087	NONE	8 x 52 x 16	5/16" x 2.0472 x 0.6299	2.400	5,291	1,08	0.60
	35088	NONE	10 x 65 x 22	3/8" x 2.5591 x 0.8661	3.720	8,201	1,75	0.96
	90156	NONE	11 x 64 x 18	7/16" x 2.5197 x 0.7087	9.700	21,385	2,10	1.16
	93565	NONE	12 x 78 x 24	15/32" x 3.0709 x 0.9449	5.400	11,905	2,50	1.38
	35088	NONE	10 x 65 x 22	3/8" x 2.5591 x 0.8661	3.720	8,201	1,75	0.96
	90156	NONE	11 x 64 x 18	7/16" x 2.5197 x 0.7087	9.700	21,385	2,10	1.16
	93565	NONE	12 x 78 x 24	15/32" x 3.0709 x 0.9449	5.400	11,905	2,50	1.38
	34259	PW 5	13 x 82 x 23,4	1/2" x 3.2283 x 0.921	5.400	11,905	2,99	1.65
	UPON REQUEST		16 x 100 x 32	5/8" x 3.9370 x 1.2598	13.500	29,762	4,50	2.48

Measurements subject to production tolerances and technical changes.

Aquaculture chains

Product overview

Contents

G60 long link aquaculture chains	26
Aquaculture special accessories	27-28
Mooring chains Genoese style	29





pewag G60 long link aquaculture chains

Secure cage construction

This long-link G60 chain is produced for the mooring companies certified NS9415, so that they can focus on the complexity of the mooring operations and can trust our long link chains to do their job.

No other chain maker has taken the same precautions in chain production; ensuring the minimization of the risk of hydrogen embrittlement. The chain pitch is specially designed for maximum flexibility and compatibility, allowing a secure vertical tensioning of the nets. These chains can also be used in the sinker tubes, where the weight is all that matters.



“NO PEELING” Hot Dip Galvanization: the zinc coating is performed according to ISO1461 with an average of 85µm zinc layer. It is metallurgically bonded with the chain base steel, through a delicate balance between the zinc bath temperature and dipping time, helping to prevent later chipping of the coating.

100% proof-loaded up to 62,5% of its G60 breaking force. Every single link is tested.

Product Number	Markings	Chain size metric Ø [mm]	Chain size imperial [inch]	Indicative BF breaking force [kg]	Indicative BF breaking force [lbs]	Weight [kg/mt]	Weight [lbs/ft]
95150	✱	9 x 53 x 15	11/32" x 2.0866 x 0.5906	11.250	24,802	1,40	0.77
95288	✱	11 x 64 x 18	7/16" x 2.5197 x 0.7087	13.000	28,660	2,10	1.16
94973	✱	11 x 72 x 19	4/16" x 2.8346 x 0.7480	13.000	28,660	2,20	1.21
95077	✱	13 x 80 x 22	1/2" x 3.1496 x 0.8661	16.300	35,935	2,90	1.60
95097	✱	16 x 100 x 30	5/8" x 3.9370 x 1.1811	24.700	54,454	4,60	2.53
95101	✱	19 x 110 x 35	3/4" x 4.3307 x 1.3780	32.100	70,768	6,50	3.58
95282	✱	22 x 125 x 38	7/8" x 4.9 x 1.4961	46.600	102,735	8,70	4.79
95283	✱	25 x 143 x 38	31/32" x 5.6 x 1.4961	60.000	132,277	10,30	5.68
95284	✱	28 x 150 x 40	1 1/8" x 5.9055 x 1.5748	75.300	166,008	14,90	8.21
95285	✱	30 x 159 x 42	1 3/16" x 6.29 x 1.6535	88.700	195,550	16,00	8.82
95286	✱	32 x 170 x 44	1 1/4" x 6.6929 x 1.7323	98.300	216,714	19,00	10.47

Other dimensions finishing and grades upon request.
Measurements subject to production tolerances and technical changes.

GR60 BRIDLES - MOORING - AQUACULTURE	Product Number	Markings	Chain size metric Ø + masterlink [mm]	Chain size imperial + masterlink [inch]	Indicative BF breaking force [kg]	Indicative BF breaking force [lbs]	Weight [kg/mt]	Weight [lbs/ft]
10 METER LONG BRIDLE- WELDED MASTERLINK ON ONE END	TBD	-	16 x 100 x 26 + AW22	5/8" x 3.9370 x 1.1811 + AW22	22.800	50,265	47	25.90
	TBD	-	19 x 100 x 26 + VW13	3/4" x 4.3307 x 1.3780 + VW13	30.000	66,139	69	38.02

HD Galvanized ISO 1461 with 85µm zinc protection average NO PEEL OFF
Other custom welded pendants with different master links available upon request.
Measurements subject to production tolerances and technical changes.

pewag Aquaculture special accessories

Load pin shackle

Depending on the size and location of the cage flotilla, the mooring grid faces dynamic forces which need to be monitored and evaluated. From the deployment of the anchor weights, providing the load and depth initial data, to the recurring crane loading data on the service vessels, there are a variety of applications you can think of.

Our G60 AQUACULTURE LOAD PIN SHACKLES are designed for such accurate and tough jobs. The load pin is made of stainless special steel AISI 630- 1.4542, designed to fit perfectly on state-of-the-art shackle bows. The centralized bobbin enables a better accuracy and a constant load record, sent wirelessly from the splash-proof housing to your device, for both single and accumulated load values.

The data can be accessed remotely and easily from a computer, tablet, smart phone or via web browser. It can even be streamed or exported in standard JSON or CSV formats.

The Subsea variants requires a hard-wired connection and subsea specification load pin. It is available upon request.

Here the common sizes for aquaculture (larger sizes are also available)



GR60 aquaculture load shackle for mooring grid	Product Number	Bow Size Pin Size Ø		WLL for safety factor 5		Weight	
		[inch]	[mm]	[t]	[lbs]	[kg/mt]	[lbs/ft]
High-strength stainless steel Special Load Pin AISI 630 - 1.4542 For single or summed load values splash-proof housing centralized bobbin for better accuracy Non Rotating Pin Calibrated for safety factor 1 to 5	CE; WLL	7/8"	22 - 25	6,50	14.330	3,20	7.05
	CE; WLL	1.3/8"	35 - 38	13,50	29.762	6,54	14.42
	CE; WLL	1.3/4"	45 - 50	25	55.116	14,22	31.35

Measurements subject to production tolerances and technical changes.

Subsea variants available on request (requires hard-wiring and different pin)



pewag Aquaculture special accessories


Kenter Shackle G80 for G60 AQUACULTURE MOORING CHAINS

Our G80 Kenter Shackle has a long record of securing connections in harsh environments. We were the first to adapt the marine Kenter design in other applications.

Today this design has become the standard for smart connecting. For Aqua mooring purposes we created these two G80 quenched and tempered sizes: a perfect match for the Long Link G60 aqua mooring chains they are designed for.

Surface finish: shotblasted and waxed.



Kenter shackle G80 for G60 AQUAMOORING CHAINS	Product Number	Code	Locking screw countersunk DIN 7991 8.8 / fastening torque [Nm]	for chain size	for chain size	BF breaking force [kg]	BF breaking force [lbs]	Weight [kg/ pcs.]	Weight [lbs/ pcs]
				Ø [mm]	imperial [inch]				
	27068	K-hero 26 x 100	M8x25 / 17	for G60 16 x 100 x 30	5/8" x 3.9370 x 1.1811	76.425	168,488	2,20	4.85
	76459	K-Hero 30 x 120	M10x30 / 35	for G60 19 x 110 x 35	3/4" x 4.3307 x 1.3780	101.900	224,651	3,00	6.61

Measurements subject to production tolerances and technical changes.

pewag Mooring chains Genoese style

D x 3,5 – 4 Genoese type chains

This Genoese type of chain (between D x 3,5 and D x 4) is to be found on the American Net designs, used by bottom trawlers fishing for shrimps. It is also a reliable mooring chain.

“NO PEELING” Hot Dip Galvanization: the zinc coating is performed according to ISO1461, and it is metallurgically bonded with the chain base steel, through a delicate balance between zinc bath temperature and dipping time, helping to prevent later chipping of the coating. This allows an extended life without rusting.

These chains G32-G40 are perfect for mooring pontoons, boats, and buoys; These are the most common chain grades to be found in Marinas around the world. In much larger ports, bigger chains are also used in fenders, doing the tough job of keeping things together, and securing the separation between ships and dock sides.

A full operating manual is provided, for a product manufactured in Europe using European made steel.



Product Number	Chain size metric Ø [mm]	Chain size imperial [inch]	Indicative BF breaking force [kg]	Indicative BF breaking force [lbs]	Weight [kg/mt]	Weight [lbs/ft]
90286	8 x 28 x 11,2	5/16" x 1.1024 x 0.4528	3.270	7,209	1,38	0.76
90287	10 x 35 x 14	3/8" x 1.3780 x 0.5512	5.120	11,288	2,16	1.19
90288	12 x 42 x 16,8	15/32" x 1.6535 x 0.66	7.370	16,248	2,96	1.63
90289	14 x 49 x 19,6	35/16" x 1.9291 x 0.7680	10.000	22,046	4,20	2.31
90290	16 x 56 x 22,4	5/8" x 2.2047 x 0.88	13.110	28,903	5,52	3.04
90373	16 x 64 x 24	5/8" x 2.5197 x 0.9449	16.380	36,112	5,30	2.92
90291	18 x 63 x 25,2	45/64" x 2.4803 x 1.0039	16.600	36,597	7,04	3.88
90374	19 x 76 x 29	47/64" x 2.9921 x 1.1417	23.100	50,927	7,46	4.11
90292	20 x 70 x 30	25/32" x 2.7559 x 1.1811	20.490	45,173	8,51	4.69
93526	22 x 77 x 33	55/64" x 3.0315 x 1.2992	24.790	54,653	10,00	5.51
25623	26 x 130 x 39	1" x 5.1181 x 1.5354	35.677	78,654	16,69	9.20
43056	30 x 150 x 45	1 1/4" x 5.9055 x 1.7717	47.650	105,050	17,66	9.73

Other dimensions finishing and grades upon request.

Measurements subject to production tolerances and technical changes.

Yachting chains

Product overview

Contents

Anchoring with the right chain	32
G50 - G60 anchor chains	33
G40 - G70 anchor chains	34



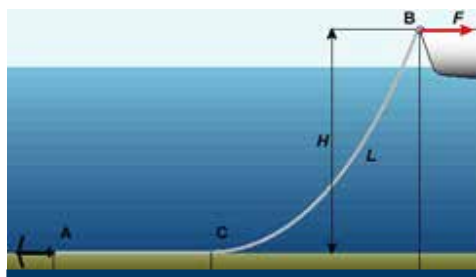


Anchoring with the right chain

Know the forces

To choose the right anchoring chains, you should have a pragmatic idea of three factors that you are going to face: the WIND, the SEA and the SEA BED.

- The WIND has a drag effect on the object, which depends on the boat shape and surfaces, with all its deck structures, from a specific wind direction and speed. Empirical models to calculate this force are published by the ABYC (American Boat and Yacht Council) which determines the Force as a function of the boat length and wind velocity.
- The SEA (mainly: waves and current) is another factor to be considered when anchoring. If the boat and the sea are totally still, the buoyancy force is constant and equal to the boat displacement. But with waves and current the buoyancy may appreciably change. This occurs mainly at the Bow when the waves cause the boat to pitch if the chain rode (L) is too tight.
- The SEABED acts on the boat via the anchor and the chain rode (L). The chain rode should pull the anchor parallel to the bottom. The chain length (L) of the rode shall be between 3 and 5 times the depth (H), ensuring enough chain drag (A-C) to keep the anchor horizontal. Having a sufficient length of chain is key in the anchor holding powers.



Vessel		Anchor & chains			
(Data might differ if motorboat, sailboat, catamaran and other factors. Ask your trusted boat / windlass retailer for advice)					
Approx. vessel length		Approx. vessel displacement	Anchor weight	Low grade anchor chains	Force 7® anchor chains
[mts]	[ft]	[t]	[kg]	[mm]	[mm]
4-5	13-16	0,5	5	5	5
5-6	16-20	0,5	6	6	5
6,5	20-21	1	8	6	5
6,5-7,5	21-25	1-2	10	8	6
7,5-9	25-30	2-3	12	8	6
9-10,5	30-35	3-4	14	8	6
10,5-12,5	35-41	4-8	16	10	8
12,5-16	41-53	8-12	20	10	8
16-18	53-60	12-16	25	12	10
18-20	60-65	16-20	35	12	10
20-25	65-85	20-30	40	18	12
20-25	65-85	30-32	45	18	10-12
20-25	65-85	32-45	60	18	12-13
20-25	65-85	45-70	80	18	13
20-25	65-85	60-90	100	18	14
> 25	> 85	75	TBD	18	14
> 25	> 85	100	TBD	20	18

This spreadsheet is a simple guide of selection. Always refer to your boat and windlass retailer for more accurate information"

pewag G50 - G60 anchor chains

INOX not skipping a bit

This twice calibrated chain has extremely narrow tolerances. The chain links fit perfectly on the sprocket wheels of the windlasses they are intended for. 100% proof-loaded up to 62,5% its breaking force. Every single link is tested!

STAINLESS Steel DUPLEX AISI318LN and AISI316L are the best alloys for making Anchor chains which last and perform. Technology meets the shiny appearance!

DUPLEX Anchor chains, compared to the equivalent G50 Inox chain of the same size, enable better anchoring, longer drag and rode. Made according to DIN 766A ISO4665 EN24565 NFE-26011.



Product Number	Standard Reference	Material	Markings	Chain size metric Ø [mm]	Chain size imperial [inch]	Indicative BF breaking force [kg]	Indicative BF breaking force [lbs]	Weight [kg/mt]	Weight [lbs/ft]
36021	DIN766A	1.4404 (316L)	PWG 5	4 x 16 x 6	5/32" x 0.6299 x 0.2362	1.275	2,811	0,34	0.19
36004	DIN766A	1.4404 (316L)	PWG 5	6 x 18,5 x 8	1/4" x 0.7283 x 0.3150	3.060	6,746	0,75	0.41
66839	DIN766A	1.4404 (316L)	PWG 5	7 x 22 x 9	9/32" x 0.8661 x 0.3543	4.080	8,995	1,07	0.59
66840	DIN766A	1.4404 (316L)	PWG 5	8 x 24 x 10	5/16" x 0.9449 x 0.3937	5.100	11,244	1,41	0.78
36008	DIN766A	1.4404 (316L)	CL P	10 x 28 x 14	3/8" x 1.1024 x 0.5512	8.160	17,990	2,30	1.27
36022	DIN766A	1.4404 (316L)	CL P	13 x 36 x 18	1/2" x 1.4173 x 0.7087	12.738	28,081	3,88	2.14
98693	DIN766A	1.4462 (duplex)	PWG 6	13 x 36 x 18	1/2" x 1.4173 x 0.7087	17.323	38,191	3,88	2.14
86032	DIN766A	1.4404 (316L)	CL P	16 x 45 x 19,2	5/8" x 1.7717 x 0.7550	20.000	44,092	5,70	3.14
78334	ISO/EN24565	1.4404 (316L)	CL P	6 x 18 x 8,1	1/4" x 0.7087 x 0.3189	2.800	6,173	0,78	0.43
78340	ISO/EN24565	1.4404 (316L)	CL P	8 x 24 x 10,8	5/16" x 0.9449 x 0.4252	5.000	11,023	1,39	0.77
74015	ISO/EN24565	1.4462 (duplex)	PWG 6	8 x 24 x 10,8	5/16" x 0.9449 x 0.4252	6.875	15,156	1,53	0.84
78344	ISO/EN24565	1.4404 (316L)	CL P	10 x 30 x 13,5	3/8" x 1.1811 x 0.5315	7.800	17,196	2,17	1.20
75770	ISO/EN24565	1.4462 (duplex)	PWG 6	10 x 30 x 14	3/8" x 1.1811 x 0.5512	10.190	22,465	2,40	1.32
78371	ISO/EN24565	1.4404 (316L)	CL P	12 x 36 x 16,2	15/32" x 1.4173 x 0.6377	11.300	24,912	3,15	1.74
78417	NFE-26011	1.4404 (316L)	CL P	14 x 42 x 16,8	34/64" x 1.6535 x 0.64	15.300	33,731	4,39	2.42
78437	ISO/EN24565	1.4404 (316L)	CL P	16 x 48 x 21,6	5/8" x 1.8898 x 0.8504	20.000	44,092	5,71	3.15

Other dimensions finishing and grades upon request.

Measurements subject to production tolerances and technical changes.


pewag G40 - G70 anchor chains

FORCE7® for a perfect fit

This twice calibrated chain has extremely narrow tolerances. The chain links fit perfectly on the sprocket wheels of the windlasses they are intended for. 100% proof-loaded. Every single link is tested!

“NO PEELING” Hot Dip Galvanization: the zinc coating performed according to ISO 1461 with an average of 85µm, is metallurgically bonded with the chain base steel, through a delicate balance between zinc bath temperature and dipping time, helping to prevent later chipping of the coating. This allows trouble-free windlass operations; chain release-and-retrieve, without skipping!

ACCORDING TO STANDARDS: DIN 766A ISO4665 EN24565 NFE-26011.



Product Number	Standard Reference	Markings	Chain size metric Ø [mm]	Chain size imperial [inch]	Indicative BF breaking force [kg]	Indicative BF breaking force [lbs]	Weight [kg/mt]	Weight [lbs/ft]
90253	ISO/EN24565	CL M	6 x 18 x 8,1	1/4" x 0.7087 x 0.3189	2.300	5,071	0,82	0.45
77429	DIN766	CL M	6 x 18,5 x 8,1	1/4" x 0.7283 x 0.3189	2.300	5,071	0,78	0.43
90254	ISO/EN24565	CL M	7 x 21 x 9,5	9/32" x 0.8268 x 0.3740	3.130	6,900	1,13	0.62
90255	ISO/EN24565	CL M	8 x 24 x 10,8	5/16" x 0.9449 x 0.4252	4.090	9,017	1,47	0.81
98767	ISO/EN24565	CL M	9 x 27 x 12	11/32" x 1.063 x 0.4724	4.540	10,009	1,89	1.04
90256	ISO/EN24565	CL M	10 x 30 x 13,5	3/8" x 1.1811 x 0.5315	6.400	14,110	2,29	1.26
90257	DIN766 (G32)	CL M	10 x 28 x 12	3/8" x 1.1024 x 0.4724	5.000	11023	2,31	1.27
90258	ISO/EN24565	CL M	12 x 36 x 16,2	15/32" x 1.4173 x 0.6377	9.210	20,305	3,31	1.82
90259	DIN766 (G32)	CL M	13 x 36 x 15,6	1/2" x 1.4173 x 0.6141	8.400	18,519	3,36	1.85
90260	ISO/EN24565	CL M	14 x 42 x 18,9	35/64" x 1.6535 x 0.7441	12.540	27,646	4,61	2.54
90261	ISO/EN24565	CL M	16 x 48 x 21,6	5/8" x 1.8898 x 0.8504	16.380	36,112	6,00	3.31
93109	DIN766	CL M	16 x 45 x 19,2	5/8" x 1.7717 x 0.7559	12.600	27,778	5,99	3.30
90262	ISO/EN24565	CL M	18 x 54 x 23,4	45/64" x 2.126 x 0.9212	20.740	45,724	7,35	4.05
90263	ISO/EN24565	CL M	20 x 60 x 26	3/4" x 2.3622 x 1.0236	25.600	56,438	9,03	4.98
Force7® 45170	ISO/EN24565	A 7	6 x 18 x 8,1	1/4" x 0.7087 x 0.3189	4.033	8,891	0,82	0.45
Force7® 45180	ISO/EN24565	A 7	8 x 24 x 10,8	5/16" x 0.9449 x 0.4252	7.170	15,807	1,47	0.81
Force7® 45182	ISO/EN24565	A 7	10 x 30 x 13,5	3/8" x 1.1811 x 0.5315	11.200	24,692	2,29	1.26
Force7® 45185	ISO/EN24565	A 7	12 x 36 x 16,2	15/32" x 1.4173 x 0.6377	16.130	35,561	3,31	1.82
Force7® 45187	ISO/EN24565	A 7	14 x 42 x 18,9	35/64" x 1.6535 x 0.7441	21.950	48,391	4,61	2.54
Force7® 45191	ISO/EN24565	A 7	16 x 48 x 21,6	5/8" x 1.8898 x 0.8504	28.670	63,206	6,00	3.31

Other dimensions finishing and grades upon request.

Measurements subject to production tolerances and technical changes.



Fishing accessories

Product overview

Contents

AW master link	38
MW wide body master link	39
BW transition link	40
VAW enlarged master link sub-assembly	41
AWI stainless steel master links G60	42-43
Circular stainless steel rings	44
Fishing connecting CW connex	45
LHW safety hook	46
G80 fishing HSB safety hook CPT coated	47
WLHW swivel safety hook	48
G80 WSB swivel safety hook CPT coated	49
WLHBW load swivel safety hook	50
WSBW load swivel sling hook	51
HSW eye sling hook	52
PSW grab hook with safety pin	53
AGWW load distributor plate	54
CWI connex connecting link stainless steel G60	55
HSWI eye sling hook stainless steel G60	56
VLWI chain shortener G60	57
SSWI safety D shackle in G60 stainless steel G60	58
Anchor shackle in G70	59
pewag coropro	60
pewag COR PROTECT	61
pewag test of performance	62-63
peTAG solution	64-65
pewag academy	66





pewag AW master link

Perfection from start to finish

This high-grade master link is ideal for tough jobs on deck and can also be found as an end-link in the welded bridle assemblies. With unmatched mechanical properties, its dimensional specifications make this link a versatile component in and out of the water.

The flat part is designed to enhance its versatility with other components, and we also offer links with customized flat-section, specifically for "Viking" type-hooks, manufactured upon request.

Links are manufactured according to EN 1677-4, with mechanical values for G100. BG- approval, CE-marking and full operating manual provided.



Product Number	Markings	Dimensional specs metric (F = flat part) Ø [mm]	Dimensional specs imperial Ø [inch]	WLL [t] (SF 1/4)	WLL [lbs indicative] (SF 1/4)	Weight [kg/pcs.]	Weight [lbs/pcs.]
46774	AW10	10 x 80 x 50 (F9)	3/8" x 3.1496 x 1.9685	1,4	3,086	0,14	0.31
46775	AW13	13 x 110 x 60 (F10)	1/2" x 4.3307 x 2.3622	2,3	5,071	0,34	0.75
46776	AW16	16 x 110 x 60 (F14)	5/8" x 4.3307 x 2.3622	3,5	7,716	0,53	1.17
46777	AW18	19 x 135 x 75 (F14)	3/4" x 5.3150 x 2.9528	5,0	11,023	0,92	2.03
46778	AW22	23 x 160 x 90 (F17)	15/16" x 6.2992 x 3.5433	7,6	16,755	1,60	3.53
46779	AW26	27 x 180 x 100 (F20)	1" x 7.0866 x 3.9370	10,0	22,046	2,46	5.42
46780	AW32	33 x 200 x 110 (F26)	1 1/4" x 7.8740 x 4.3307	14,0	30,865	4,14	9.13
46781	AW36	36 x 260 x 140 (F29)	1 3/8" x 10.2362 x 5.5118	2,1	4,630	6,22	13.71
46782	AW45	45 x 340 x 180	1 3/4" x 13.3858 x 7.0866	30,8	67,902	12,82	28.26
60723	AW50	50 x 350 x 190 (F43)	2" x 13.7795 x 7.4803	40,0	88,185	16,55	36.49
71783	AW56	56 x 400 x 200	2 1/4" x 15.7480 x 7.8740	64,0	141,096	27,01	59.55
54786	AW72	70 x 460 x 250	2 3/4" x 18.1102 x 9.8425	85,0	187,393	45,30	99.87

Measurements subject to production tolerances and technical changes.

Custom Master Link G80/100 Designed for VIKING Hook connection	Product Number	Markings	Dimensional specs metric	Chain size imperial + masterlink	WLL	WLL	Weight	Weight
			Ø [mm]	[inch]	[t] (SF 1/4)	[lbs indicative] (SF 1/4)	[kg/mt]	[lbs/ft]
IDB/20/1244 Purple Epoxy Painted	1262	A/S13	13 x 110 x 60 (F 8Tx13L)	1/2" x 4.3307 x 2.3622	2,3	5,071	0,34	0.75
	1265	A/S18	19 x 135 x 75 (F 14Tx20L)	3/4" x 5.3150 x 2.9528	5,0	11,023	0,92	2.03

Measurements subject to production tolerances and technical changes.



pewag MW wide body master link

Universally connected

This high-grade master link is ideal for tough jobs on deck and can be found also as an end-link in the welded bridle assemblies.

Its internal dimensions are larger than regular links, making it suitable for larger crane hooks, special hooks, and wire rope thimbles. With unmatched mechanical properties, its dimensional specifications make this link a versatile component in and out of the water.

The flat section is designed to enhance its versatility with other components.

Links are manufactured according to EN 1677-4 with mechanical values according to G100. With CE-marking and full operating manual.



Product Number	Markings	Dimensional specs metric Ø [mm]	Dimensional specs imperial Ø [inch]	WLL [t] (SF 1/4)	WLL [lbs indicative] (SF 1/4)	Weight [kg/pcs.]	Weight [lbs/pcs.]
61993	MW 13	14 x 70 x 120	9/16" x 2.7559 x 4.7244	2,3	5,071	0,44	0.97
61996	MW 16	16 x 80 x 140	5/8" x 3.1496 x 5.5118	3,2	7,055	0,71	1.57
62001	MW 18	19 x 95 x 160	3/4" x 3.7402 x 6.2992	4,2	9,259	1,09	2.40
98533	MW 22	23 x 105 x 170	7/8" x 4.1339 x 6.6929	6,7	14,771	1,74	3.84
62008	MW 26	27 x 110 x 190	1" x 4.3307 x 7.4803	10,1	22,267	2,65	5.84
62011	MW 32	33 x 130 x 230	1 1/4" x 5.1181 x 9.0551	16,0	35,274	4,78	10.54
62014	MW 36	38 x 150 x 275	1 1/2" x 5.9055 x 10.8268	21,2	46,738	7,48	16.49
70801	MW 56	56 x 250 x 350	2 3/16" x 9.8425 x 13.7401	40,0	88,185	21,98	48.46

Measurements subject to production tolerances and technical changes.

pewag BW transition link

Versatile by default

This high-grade sturdy link is ideal for tough jobs on deck and can be usually found as a transition link in our welded bridle assemblies.

With unmatched mechanical properties, its job is to bridge the dimensional specifications of two adjacent eye connection ends, making this link a versatile component in and out of the water.

The flat section is designed to enhance its versatility with other components.

Links are manufactured according to EN 1677-4 with mechanical values according to G100 and is supplied with a full operating manual, offering users outstanding versatility at the highest level. The CE-marking and BG-approval ensure flawless quality



Product Number	Markings	Dimensional specs metric Ø [mm]	Dimensional specs imperial Ø [inch]	WLL [t] (SF 1/4)	WLL [lbs indicative] (SF 1/4)	Weight [kg/pcs.]	Weight [lbs/pcs.]
20861	BW 7	7 x 16 x 36	17/64" x 0.6299 x 1.4173	1,0	2,205	0,03	0.07
74356	BW 8	8 x 16 x 36	5/16" x 0.6299 x 1.4173	1,4	3,086	0,05	0.11
20889	BW 9	9 x 20 x 44	11/32" x 0.7874 x 1.7323	1,9	4,189	0,07	0.15
61065	BW 10	10 x 20 x 44	3/8" x 0.7874 x 1.7323	2,5	5,512	0,09	0.20
22008	BW 13	13 x 25 x 54	1/2" x 0.9843 x 2.1260	4,0	8,818	0,17	0.37
22009	BW 16	17 x 34 x 70	11/16" x 0.9843 x 2.7559	6,7	14,771	0,39	0.86
22005	BW 20	20 x 40 x 85	3/4" x 1.5784 x 3.3465	10,0	22,046	1,00	2.20
22006	BW 22	23 x 50 x 115	7/8" x 1.9685 x 4.1339	12,5	27,558	1,16	2.56
74335	BW 23	23 x 45 x 115	7/8" x 1.7717 x 4.1339	14,0	30,865	1,16	2.56
22007	BW 26	27 x 65 x 140	1" x 2.5591 x 5.5118	16,2	35,715	1,92	4.23
14940	BW 27	27 x 55 x 140	1" x 2.1654 x 5.5118	19,0	41,888	1,92	4.23
61068	BW 32	33 x 70 x 150	1 1/4" x 2.7559 x 5.9055	26,5	58,422	3,16	6.97
61071	BW 36	36 x 75 x 170	1 1/2" x 2.9528 x 6.6929	31,0	68,343	4,35	9.59
70798	BW 40	40 x 80 x 170	1 5/8" x 3.1496 x 6.6929	40,4	89,067	4,12	9.08
74833	BW 45	45 x 80 x 170	1 3/4" x 3.1496 x 6.6929	42,4	93,476	7,15	15.76
54789	BW 50	50 x 100 x 200	2" x 3.9370 x 7.8740	64,0	141,096	10,58	23.32

Measurements subject to production tolerances and technical changes.

pewag VAW enlarged master link sub-assembly

An XL range of applications

This high-grade sub-assembly is ideal for tough jobs on deck, and it is used for multi-leg wire rope slings, and multi-leg chain-slings in both mechanically and welded compositions.

Its internal dimensions are larger than regular links, making it suitable for larger crane hooks, special hooks, and wire rope thimbles. With unmatched mechanical properties, its dimensional specifications make this link a versatile component in and out of the water.

When strength and safety matters, this is the right sub-assembly for you.

The sub-assembly complies with EN 1677-4 and the mechanical values for G100. Includes CE-marking, BG-approval and full operating manual.



Product Number	Markings	for dimensional specification check components	WLL [t] (SF 1/4)	WLL [lbs indicative] (SF 1/4)	Weight [kg/pcs.]	Weight [lbs/pcs.]
31892	VAW 6/7	AW18 + 2 AW14	5,0	11,023	1,72	3.79
31940	VAW 8	AW22 + 2 AW16	6,3	13,889	2,66	5.86
31941	VAW 10	AW26 + 2 AW18	9,5	20,944	4,30	9.48
31950	VAW 13	AW32 + 2 AW26	16,1	35,494	9,06	19.97
31955	VAW 16	AW36 + 2 AW32	25,1	55,336	14,53	32.03
31973	VAW 19/20	AW50 + 2 MW36	41,1	90,610	31,51	69.47
31992	VAW 22	AW50 + 2 AW45	47,4	104,499	42,19	93.01
71790	VAW 26	AW56 + 2 AW50	58,0	127,868	56,40	124.34
54806	VAW 32	AW72 + 2 AW56	85,0	187,393	99,02	218.30

Measurements subject to production tolerances and technical changes.

pewag AWI stainless steel master links G60

Tough job for food safety

This stainless-steel master link is made with AISI 316 LN DUPLEX alloy steel in G60. This is the right link for your gear, when it is coming into contact with your precious catch. The material is compliant with food safety according to the HACCP norms.

The link is easy to assemble using connecting links or shackles and can be also part of custom-welded bridle assemblies.

This link is suitable for lifting applications in and out of the water. Its dimensions are similar to DIN 5688-1 and it is tested to double its load capacity.

A full operating manual is provided, for a product made in Europe using European made alloy steel.



Product Number	Markings	Dimensional specs metric (F = flat part) Ø [mm]	Dimensional specs imperial Ø [inch]	WLL [t] (SF 1/4)	WLL [lbs indicative] (SF 1/4)	Weight [kg/pcs.]	Weight [lbs/pcs.]
50342	AWI 8-6	8 x 60 x 35	5/16" x 2.3622 x 1.3780	0,56	1,235	0,08	0.18
50344	AWI 10-6	10 x 80 x 50	3/8" x 3.1496 x 1.9685	0,85	1,874	0,16	0.35
50346	AWI 13-6	13 x 110 x 60 (F10)	1/2" x 4.3307 x 2.3622	1,6	3,527	0,34	0.75
50348	AWI 16-6	16 x 110 x 60 (F14)	5/8" x 4.3307 x 2.3622	2,6	5,732	0,53	1.17
50350	AWI 18-6	19 x 135 x 75 (F14)	3/4" x 5.3150 x 2.9528	3,5	7,716	0,83	1.83
50352	AWI 22-6	23 x 160 x 90 (F17)	7/8" x 6.2992 x 3.5433	6,3	13,889	1,55	3.42
50354	AWI 26-6	27 x 180 x 100 (F20)	1 1/16" x 7.0866 x 3.9370	8,9	19,621	2,46	5.42
50356	AWI 32-6	33 x 200 x 110 (F26)	1 1/4" x 7.8740 x 4.3307	13,2	29,101	3,86	8.51
50358	AWI 36-6	36 x 260 x 140 (F29)	1 3/8" x 10.2362 x 5.5118	14,7	32,408	6,22	13.71
98994	AWI 45	45 x 340 x 180	1 3/4" x 13.3858 x 7.0866	12,0	26,455	12,82	28.26
50361	BWI 7-6	7 x 36 x 16	1/4" x 1.4173 x 0.6299	0,9	1,984	0,04	0.09
50363	BWI 9-6	9 x 44 x 20	11/32" x 1.7323 x 0.7874	1,25	2,756	0,07	0.15
50365	BWI 10-6	10 x 44 x 20	3/8" x 1.7323 x 0.7874	1,6	3,527	0,09	0.20
50367	BWI 13-6	13 x 54 x 25 (F10)	1/2" x 2.1260 x 0.9843	2,0	4,409	0,18	0.40
50369	BWI 16-6	16 x 70 x 34 (F14)	5/8" x 2.7559 x 1.3386	4,25	9,370	0,35	0.77
50371	BWI 20-6	20 x 85 x 40 (F16)	3/4" x 3.3465 x 1.5748	6,3	13,889	0,67	1.48
50029	BWI 22-6	23 x 115 x 50 (F17)	7/8" x 4.5276 x 1.9685	8,0	17,637	1,16	2.56
50374	BWI 26-6	27 x 140 x 65 (F20)	1 1/8" x 5.5118 x 2.5591	10,7	23,589	1,92	4.23
60272	BWI 32-6	32 x 150 x 70 (F26)	1 1/4" x 5.9055 x 2.7559	12,0	26,455	3,18	7.01

Measurements subject to production tolerances and technical changes.

pewag AWI stainless steel master links G60


Unmatched mechanical properties

This stainless-steel sub-assembly is made with AISI 318 LN DUPLEX alloy steel in G60. This is the right master link for your gear, when it is coming into contact with your precious catch. The material complies with food safety according to the HACCP norms.

Its internal dimensions are larger than regular links, making it suitable for larger crane hooks, special hooks, and wire rope thimbles. With unmatched mechanical properties, its dimensional specifications make this assembly a versatile component in and out of the water.

This master link assembly is suitable for lifting applications in and out of the water. Its dimensions are similar to DIN 5688-1 and it is tested to double its load capacity.

A full operating manual is provided, for a product manufactured in Europe using European made alloy steel.



Product Number	Markings	for dimensional specification check components	WLL [t] (SF 1/4)	WLL [lbs indicative] (SF 1/4)	Weight [kg/pcs.]	Weight [lbs/pcs.]
60029	VAWI 6-6	AWI 16 + 2 AWI 13	1,9	4,079	1,21	2,67
60051	VAWI 7/8-6	AWI 18 + 2 AWI 16	3,4	7,385	1,98	4,37
59936	VAWI 10-6	AWI 22 + 2 AWI 22	5,25	11,574	4,80	10,58
59947	VAWI 13-6	AWI 26 + 2 AWI 26	8,9	19,621	7,38	16,27
59970	VAWI 16-6	AWI 32 x 2 AWI 32	13,2	29,101	12,42	27,38

Measurements subject to production tolerances and technical changes.

pewag Circular stainless steel rings

Made to last

This circular stainless-steel AISI 316L fishing ring is made to last and perform underwater. It is a crucial element of the gear and net, coming in close contact with your precious catch when choking a net section.

Also used in welded bridle assemblies as an end-component.

This material is compliant with food safety according to the HACCP norms.



ROUND Rings GR50 AISI 316	Product Number	Dimensional specs metric	Dimensional specs imperial	Weight	Weight
		Ø [mm]	Ø [inch]	[kg/pcs.]	[lbs/pcs.]
Stainless Steel Fishing net-sections junctions	46811	6 x 35	1/4" x 1.3780	3 / 100	7 / 100
	18513	6 x 45	1/4" x 1.7717	4 / 100	9 / 100
		8 x 60	5/16" x 2.3622	8 / 100	18 / 100
	91221	8 x 70	5/16" x 2.7559	9 / 100	20 / 100
		10 x 80	3/8" x 3.1496	15 / 100	33 / 100
	14 x 80	9/16" x 3.1496			

Measurements subject to production tolerances and technical changes.

pewag Fishing connecting CW connex

The universal connector

This connecting link consists of two symmetrical, die formed halves, perfectly fitting together with a compact design. The two smooth body profiles avoid fouling in your nets and gear. The un-recessed fishing pin, combined with a specially-coated bush complete this game-changing connector.

Our Connex connector is an all-rounder for heavy-duty fishing applications, as a connection between master links and chain, hooks and chain, and so much more.

The connector is also suitable for lifting purposes. It must be assembled by a competent person. To maintain the high quality and security, we recommend that the pin and bush are replaced each time that disassembly and reassembly is required.

Standard Lifting Connex (G80 or G100) can be converted into fishing connectors using our Fishing CBHW spare parts kits with connectors of the same grade (Check compatibility table).

The fishing connector is manufactured to EN- 1677-1, with mechanical values for G100. CE-Marking and batch traceability are embossed. It's a product manufactured in Europe, using European steel, and is supplied with an operating manual.



Product Number		Chain size metric Ø [mm]	Chain size imperial [inch]	BF breaking force [kg]	BF breaking force [lbs]	Weight [kg/pcs.]	Weight [lbs/pcs.]
73962	CW 8 FISHING	8	5/16"	10.300	22,708	0,11	0.24
74004	CW 10 FISHING	10	3/8"	15.500	34,172	0,36	0.79
74006	CW 13 FISHING	13	1/2"	26.500	58,422	0,66	1.46
74007	CW 16 FISHING	16	5/8"	41.000	90,389	1,08	2.38
47337	CW 19/20 FISHING	19/20	3/4"	57.000	125,663	1,77	3.90
47357	CW 22 FISHING	22	7/8"	85.100	187,613	2,80	6.17
47529	CW 26 FISHING	26	1"	106.000	233,690	6,80	14.99
47531	CW 32 FISHING	32	1 1/4"	160.000	352,739	11,36	25.04
90083*	CW 19/20 PCP	19	3/4"	57.000	125,663	1,77	3.90

*PCP - KTL: thickness: 20 µm +/-5 µm; Color RAL 9005

Measurements subject to production tolerances and technical changes.

FISHING CONNECTORS CONVERSION KITS CBHW SPARE PARTS KITS (check compatibility table)	Product Number	Compatible with	for size Ø		Weight [kg/pcs.]	Weight [lbs/pcs.]
			[mm]	[inch]		
Un-recessed fishing pin and PCP-KTL coating on bush	1609	G10 CW8; G8 V08	8	5/16"	0,22	0.49
	1190	G10 CW10; G8 V10	10	3/8"	0,22	0.49
	1172	G10 CW13; G8 V13	13	1/2"	0,22	0.49
	24468	G10 CW16; G8 V16	16	5/8"	0,40	0.87
	77505	G10 CW20; G8 V20	19/20	3/4"	0,56	1.23
	77509	G10 CW22; G8 V22	22	7/8"	0,66	1.46
	77519	G10 CW26	26	1"	1,29	2.83
	77520	G10 CW32	32	1 1/4"	2,38	5.25

Measurements subject to production tolerances and technical changes.



pewag LHW safety hook

Automatic safety

Safe by name, safe by nature – this hook closes and locks automatically, which means that it cannot open when under load.

It is perfect in combination with the Connex system, also offers additional connection options thanks to the flattened section on the eye.

It comes with a wide jaw opening, enabling quick operations on deck. The trigger is also easy to operate when safety and speed in such operations are a must.

This hook is suitable for lifting applications, yet the tip of the hook and the safety catch must not be placed under load (i.e. The hook must be fully closed and locked). This hook complies with EN 1677-3, with the mechanical values of G10, and comes with a full operating manual, CE-marking and BG-approval, for a product made in Europe using European made steel.

The trigger set VLHW on the back of the hook is also available as a spare parts set.



Product Number	Markings	Chain size Ø [mm]	Chain size imperial [inch]	WLL [t] (SF 1/4)	WLL [lbs indicative] (SF 1/4)	Weight [kg/pcs.]	Weight [lbs/pcs.]
49496	LHW 5/6	5/6	3/16"	1,4	3,086	0,53	1.17
49497	LHW 7/8	7/8	1/4"	2,5	5,512	0,92	2.03
49498	LHW 10	10	3/8"	4	8,818	1,57	3.46
49499	LHW 13	13	1/2"	6,7	14,771	3,19	7.03
49500	LHW 16	16	5/8"	10	22,046	6,24	13.76
67163	LHW 19/20	19/20	3/4"	16	35,274	9,75	21.50
67165	LHW 22	22	7/8"	19	41,888	12,45	27.45
06300	LHW 26	26	1"	26,5	58,422	20,00	44.09

Measurements subject to production tolerances and technical changes.

pewag G80 fishing HSB safety hook CPT coated

Safe and coated for tough environments

A perfect hook when most of the operations are under water, for example, holding your net sensors in position. This hook closes and locks automatically, which means that it cannot open when under load.

It is designed for optimum performance; our CPT coating features an excellent Salt spray resistance, up to 1000 hours, with sealer and special passivation layer. This coating improves the resistance to low- and high-temperature corrosion, with an excellent coat adhesion. Thickness is about 40µm with excellent uniformity.

The coating process provides parts free from hydrogen embrittlement. Due to the presence of Teflon, it also decreases the friction between parts and therefore acts as a dry lubricant, Chromium VI free.

The hook comes with a wide jaw opening, enabling quick operations on deck. The trigger is also easy to operate when safety and speed in such operations are a must.

This hook is suitable for lifting applications, but the tip of the hook and the safety catch must not be placed under load. (i.e. The hook must be fully closed and locked) This hook complies with EN 1677-3, with the mechanical values of G80, and comes with a full operating manual, CE-marking and BG-approval, for a product manufactured in Europe using European made steel.



Product Number	Markings	Chain size Ø [mm]	Chain size imperial [inch]	WLL [t] (SF 1/4)	WLL [lbs indicative] (SF 1/4)	Weight [kg/pcs.]	Weight [lbs/pcs.]
40519	HSB 07/8.8	7/8	1/4"	2	4,409	0,90	1.98
40520	HSB 10.8	10	3/8"	3,15	6,945	1,50	3.31
40521	HSB 13.8	13	1/2"	5,3	11,684	2,70	5.95
40522	HSB 16.8	16	5/8"	8	17,637	5,70	12.57
98117	HSB 20.8	20	3/4"	12,5	27,558	9,80	21.61

Measurements subject to production tolerances and technical changes.

pewag WLHW swivel safety hook

Stable and versatile

This swivelling safety hook closes and locks automatically and cannot be opened under load.

The large swivel housing allows the user to find the right tensioning alignment position prior to engagement in lifting operations.

Caution: The swivel is used for positioning only and the hook is not designed to swivel whilst under load.

It comes with a wide jaw opening, enabling quick operations on deck. The trigger is also easy to operate when safety and speed in such operations are a must.

It is perfect in combination with the Connex system. This hook is suitable for lifting applications, but the tip of the hook must not be placed under load. (i.e. The hook must be fully closed and locked).

This hook complies with EN 1677-3, with the mechanical values of G100, and comes with a full operating manual, CE-marking and BG-approval, for a product made in Europe using European made steel.

The trigger set VLHW on the back of the hook is also available as a spare parts set.



Product Number	Markings	Chain size Ø [mm]	Chain size imperial [inch]	WLL [t] (SF 1/4)	WLL [lbs indicative] (SF 1/4)	Weight [kg/pcs.]	Weight [lbs/pcs.]
45305	WLHW 5/6	5/6	3/16"	1,4	3,086	0,50	1.10
65753	WLHW 7/8	7/8	1/4"	2,5	5,512	1,10	2.43
65749	WLHW 10	10	3/8"	4	8,818	2,00	4.41
65750	WLHW 13	13	1/2"	6,7	14,771	4,00	8.82
65751	WLHW 16	16	5/8"	10	22,046	6,60	14.55

Measurements subject to production tolerances and technical changes.

pewag G80 WSB swivel safety hook CPT coated

Hooked on safety

This swivelling safety hook closes and locks automatically and cannot be opened under load. The large swivel housing allows the user to find the correct tensioning alignment position prior to engagement in lifting operations. Caution: The swivel is used for positioning only and the hook is not designed to swivel whilst under load.

It is dressed up to perform: our CPT coating features an excellent Salt spray resistance, up to 1000 hours, with sealer and special passivation layer. This coating improves the resistance to low- and high-temperature corrosion, with an excellent coat adhesion. Thickness is about 40µm with excellent uniformity.

The coating process provides parts free from hydrogen embrittlement. Due to the presence of Teflon, it also decreases the friction between parts and therefore acts as a dry lubricant, Chromium VI free. It comes with a wide jaw opening, enabling quick operations on deck. The trigger is also easy to operate when safety and speed in such operations are a must.

It is perfect in combination with the Connex system. This hook is suitable for lifting applications, but the tips of the hook must not be placed under load. (i.e. The hook must be fully closed and locked).

This hook complies with EN 1677-3, with the mechanical values of G100, and comes with a full operating manual, CE-marking and BG-approval, for a product made in Europe using European made steel.

The trigger set VLHW on the back of the hook is also available as a spare parts set.



Product Number	Markings	Chain size Ø [mm]	Chain size imperial [inch]	WLL [t] (SF 1/4)	WLL [lbs indicative] (SF 1/4)	Weight [kg/pcs.]	Weight [lbs/pcs.]
40570	WSB 07/8.8	7/8	1/4"	2	4,409	1,10	2.43
40591	WSB 10.8	10	3/8"	3,15	6,945	2,00	4.41
40618	WSB 13.8	13	1/2"	5,3	11,684	4,00	8.82
40619	WSB 16.8	16	5/8"	8	17,637	6,80	14.99

Measurements subject to production tolerances and technical changes.

pewag WLHBW load swivel safety hook

Rotates under load

This swivelling safety hook closes and locks automatically and cannot be opened under load.

The swivel casing houses an axial bearing, ensuring safe and secure rotation under load, allowing a perfect positioning during lifting operations.

It comes with a wide jaw opening, enabling quick operations on deck. The trigger is also easy to operate when safety and speed in such operations are a must.

It is perfect in combination with the Connex system. This hook is suitable for lifting applications, but the tip of the hook must not be placed under load. (i.e. The hook must be fully closed and locked).

This hook complies with EN 1677-3, with the mechanical values of G100, and comes with a full operating manual, CE-marking and BG-approval, for a product made in Europe using European made steel.

The trigger set VLHW on the back of the hook is also available as a spare parts set.



Product Number	Markings	Chain size Ø [mm]	Chain size imperial [inch]	WLL [t] (SF 1/4)	WLL [lbs indicative] (SF 1/4)	Weight [kg/pcs.]	Weight [lbs/pcs.]
45298	WLHBW 5/6	5/6	3/16"	1,4	3,086	0,60	1.32
65802	WLHBW 7/8	7/8	1/4"	2,5	5,512	1,10	2.43
65790	WLHBW 10	10	3/8"	4	8,818	2,00	4.41
65793	WLHBW 13	13	1/2"	6,7	14,771	4,00	8.82
65796	WLHBW 16	16	5/8"	10	22,046	6,80	14.99

Measurements subject to production tolerances and technical changes.

pewag WSBW load swivel sling hook

Hooked with forged latch

This swivelling sling hook features a strong forged latch that seats firmly in the tip of the body.

The swivel casing houses an axial bearing, ensuring safe rotation under load, allowing a perfect positioning during lifting operations.

It comes with a wide jaw opening, enabling quick operations on deck. The forged safety catch is easy to operate when speed is crucial.

It is perfect in combination with the Connex system. This hook is suitable for lifting applications, but the hook tip must not be placed under load. (i.e. The load must sit correctly in the bowl of the hook).

This hook complies with EN 1677-3, with the mechanical values of G100, and comes with a full operating manual, CE-marking and BG-approval, for a product made in Europe using European made steel.



Product Number	Markings	Chain size Ø [mm]	Chain size imperial [inch]	WLL [t] (SF 1/4)	WLL [lbs indicative] (SF 1/4)	Weight [kg/pcs.]	Weight [lbs/pcs.]
93072	WSBW 7/8	7/8	1/4"	2,5	5,512	0,85	1.87
93071	WSBW10	10	3/8"	4	8,818	1,56	3.44
93073	WSBW 13	13	1/2"	6,7	14,771	2,71	5.97

Measurements subject to production tolerances and technical changes.

pewag HSW eye sling hook

Resilience has a name

This eye sling hook has a reliable forged safety latch that seats firmly into the tip of the hook, thereby offering increased protection against lateral loadings. The hook is suitable for Connex and the welded bridle assemblies.

This is a high-grade, manufactured product. The latch set consists of a stainless steel spring, a safety sleeve and may be assembled quickly, without the need for special tools.

This hook complies with EN 1677-2, with the mechanical values of G100, and comes with a full operating manual, CE-marking and BG-approval, for a product made in Europe using European made steel.



Product Number	Markings	Chain size Ø [mm]	Chain size imperial [inch]	WLL [t] (SF 1/4)	WLL [lbs indicative] (SF 1/4)	Weight [kg/pcs.]	Weight [lbs/pcs.]
67237	HSW 5/6	5/6	3/16"	1,4	3,086	0,34	0.75
67239	HSW 7/8	7/8	1/4"	2,5	5,512	0,57	1.26
67241	HSW 10	10	3/8"	4	8,818	1,25	2.76
67243	HSW 13	13	1/2"	6,7	14,771	1,86	4.10
67245	HSW 16	16	5/8"	10	22,046	3,86	8.51
67247	HSW 19/20	19/20	3/4"	16	35,274	6,01	13.25
67187	HSW 22	22	7/8"	19	41,888	8,19	18.06
70516	HSW 26	26	1"	26,5	58,422	12,76	28.13
88728	HSW 32	32	1 1/4"	40	88,185	27,86	61.42

Measurements subject to production tolerances and technical changes.

pewag PSW grab hook with safety pin

Secure chain shortening

This hook ensures an optimal secure and safe interface with our Dx3 chains, thanks to the special design of the chain contact area, which enables shortening without any reduction of the WLL. Moreover, the integrated safety pin protects the chain from accidental release.

Tip-loading of the hook and connection with Pewag Unilock coupling links are not allowed.

This is a high-grade, manufacturing product. This hook complies with EN 1677-1, with the mechanical values of G100, and comes with a full operating manual, CE-marking and BG-approval, for a product manufactured in Europe using European made steel.



Product Number	Markings	Chain size Ø [mm]	Chain size imperial [inch]	WLL [t] (SF 1/4)	WLL [lbs indicative] (SF 1/4)	Weight [kg/pcs.]	Weight [lbs/pcs.]
50186	PSW 7/8	7/8	1/4"	1,5	3,307	0,40	0.88
50102	PSW 10	10	3/8"	4	8,818	0,75	1.65
50104	PSW 13	13	1/2"	6,7	14,771	1,61	3.55
50158	PSW 16	16	5/8"	10	22,046	2,73	6.02

Measurements subject to production tolerances and technical changes.

pewag AGWW load distributor plate

Lightens the load

A bonus for all specialist users: This system offers a higher load capacity compared to standard IV-leg slings; it is all about the load capacity of the master link assembly. The load distributor may be rotated by 180° once the maximum wear criteria has been reached, thereby doubling its lifespan.

The system is used for assembling IV-leg chain slings with Connex connecting links. Where required, all four legs may be considered load-carrying.

This is a high-grade manufacturing plate, complying with EN 1677, covering the mechanical values of G100. It comes with a full operating manual, CE-marking and BG-approval, for a product made in Europe using European made steel.



Product Number	Markings	for metric nominal chain size Ø [mm]	Use in conjunction with	WLL [t] (SF 1/4)	WLL [lbs indicative] (SF 1/4)	Weight [kg/pcs.]	Weight [lbs/pcs.]
95025	AGWW 5/6	6/7	CW 8	2	4,409	0,54	1.19
95027	AGWW 7/8	7/8/10	CW 10	3,6	7,826	1,75	3.86
95029	AGWW 10	13	CW 13	5,6	12,346	1,56	3.44
95031	AGWW 13	16	CW 16	9,5	20,944	3,60	7.94
95036	AGWW 16	19/20	CW 19/20	14	30,865	7	15.43
3778	AGWW 19/20	19/20/22	CW 32	20	44,092	13,20	29.10
4009	AGWW 22	26	CW 32	26,5	58,422	14,70	32.41
4013	AGWW 26	32	G-4163 55T	37,5	82,673	25,80	56.88

Measurements subject to production tolerances and technical changes.

pewag CWI connex connecting link stainless steel G60

For a seamless connection

This stainless steel connecting link is drop-forged and stamped and consists of two symmetrical halves made from G60 stainless steel. Its labour-intensive manufacturing process gives the product its outstanding quality. The connecting link may be dismantled by a competent person for the universal assembly of chain slings, master links, master link assemblies, shorteners, shackles and other accessories and is guaranteed to be compatible with all pewag winner inox components of the same nominal size.

The pin is locked by a stainless steel coil spring (mat. 1.4462) with a synthetic sleeve. This is the material recommended for your gear, when it is coming into contact with your precious catch. This material is compliant with food safety according to the HACCP norms.

This connecting link is suitable for lifting applications in and out of the water. A full operating manual is provided, for a product manufactured in Europe using European made steel.



Product Number	Markings	Chain size Ø [mm]	Chain size imperial [inch]	WLL [t] (SF 1/4)	WLL [lbs indicative] (SF 1/4)	Weight [kg/pcs.]	Weight [lbs/pcs.]
55642	CWI 5-6	5	3/16"	0,63	1,388	0,06	0.13
74344	CWI 6-6	6	1/4"	0,90	1,984	0,08	0.18
75404	CWI 7-6	7	9/32"	1,25	2,756	0,14	0.31
74355	CWI 8-6	8	5/16"	1,6	3,527	0,16	0.35
75390	CWI 10-6	10	3/8"	2,5	5,512	0,37	0.82
75392	CWI 13-6	13	3/4"	4,25	9,370	0,76	1.68
75396	CWI 16-6	16	5/8"	6,3	13,889	1,41	3.11

Measurements subject to production tolerances and technical changes.

pewag HSWI eye sling hook stainless steel G60

The new face of resilience

This hook is drop-forged and stamped in G60 stainless steel. The compact design ensures the highest possible load capacity while maintaining minimum weight. The hook design provides an impact protection for the safety latch, a large jaw and an extra-wide hook tip, to prevent accidental tampering with the chain.

Due to the flat section on the eye, the hook is also compatible with alternative connecting systems. This eye sling hook provides excellent directional stability.

The manufacturing process is similar to EN 1677-2. The markings and the CE-mark ensure that the product is clearly identifiable.

This hook is the right choice for your gear, when coming into contact with your precious catch in sea water. This material complies with food safety, according to the HACCP norms.

These hooks are suitable for lifting applications in and out of the water. A full operating manual is provided, for a product manufactured in Europe using European made steel.



Product Number	Markings	Chain size Ø [mm]	Chain size imperial [inch]	WLL [t] (SF 1/4)	WLL [lbs indicative] (SF 1/4)	Weight [kg/pcs.]	Weight [lbs/pcs.]
33759	HSWI 5/6-6	5/6	3/16"	0,9	1,984	0,25	0.55
92148	HSWI 7/8-6	7/8	5/16"	1,6	3,527	0,70	1.54
92149	HSWI 10-6	10	3/8"	2,5	5,512	1,35	2.98
92150	HSWI 13-6	13	3/4"	4,25	9,370	2,60	5.73
92151	HSWI 16-6	16	5/8"	6,3	13,889	4,85	10.69

Measurements subject to production tolerances and technical changes.

pewag VLWI chain shortener G60

The smart chain shortener

This corrosion-resistant G60 chain shortener is manufactured from high-grade stainless steel and has a welded-in BWI transition link for the simple, effortless link-by-link shortening of stainless steel chains.

In addition to being extremely convenient in its application, the shortener also offers the benefit of easy retrofitting into assembled systems and ensures that the chain cannot fall out even when it is shortened, and under load, as its self-weight will always lock it in place. The stamping and CE-mark ensure that the product is clearly identifiable.

This shortener is the right choice for your gear, when coming into contact with your precious catch in seawaters. This material is compliant with food safety according to the HACCP norms.

A full operating manual is provided, for a product manufactured in Europe using European made steel.



Product Number	Markings	Chain size Ø [mm]	Chain size imperial [inch]	WLL [t] (SF 1/4)	WLL [lbs indicative] (SF 1/4)	Weight [kg/pcs.]	Weight [lbs/pcs.]
62906	VLWI 5/6-6	5,6	3/16"	0,9	1,984	0,22	0.49
62927	VLWI 7/8-6	7,8	5/16"	1,6	3,527	0,57	1.26
62655	VLWI 10-6	10	3/8"	2,5	5,512	1,06	2.34
62894	VLWI 13-6	13	3/4"	4,25	9,370	2,22	4.89
62928	VLWI 16-6	16	5/8"	6,3	13,889	4,16	9.17

Measurements subject to production tolerances and technical changes.



Correct application



Correct application



Correct application

pewag[®] SSWI safety D shackle in G60 stainless steel

Withstands all vibrations

This corrosion-resistant G60 stainless steel Dee shackle, features a reinforced screw pin with an extra safety pin. This component is designed for use as an end fitting in chain and wire rope slings and in connection with pump chains for the lifting of submersible pumps and breathers, where maximum safety is essential.

SSWI Safety shackle easily withstands vibration. Recommended areas of application for the shackle are water applications such as feeding, and cleaning pipes and pumps.

This shackle is the right choice for your gear, especially when coming into contact with fish. This material is compliant with food safety according to the HACCP norms.

Our Safety Dee shackles bear a CE-mark and a traceability code for clear identification. A full operating manual is provided, for a product manufactured in Europe using European made steel.



Product Number	Markings	Bow Ø; Pin Ø; Jaw [mm]	Bow Ø; Pin Ø; Jaw [inch]	WLL [t] (SF 1/4)	WLL [lbs indicative] (SF 1/4)	Weight [kg/pcs.]	Weight [lbs/pcs.]
62074	SSWI 0,63T-S	8, 9, 18.5	0.3150; 0.3543; 0.7283	0,63	1,389	0,07	0.15
81731	SSWI 0,63T-S W	8, 9, 21.5	0.3150; 0.3543; 0.8465	0,63	1,389	0,07	0.15
62086	SSWI 0,9T-S	10, 11, 21.5	0.3937; 0.4331; 0.8465	0,9	1,984	0,10	0.22
62090	SSWI 1,6T-S	12, 13, 26	0.4724; 0.5118; 1.0236	1,6	3,527	0,22	0.49
62151	SSWI 2,5T-S	15, 17, 36	0.5906; 0.6693; 1.4173	2,5	5,512	0,52	1.15
87043	SSWI 3,2T-S	19, 21, 41.5	0.7480; 0.8268; 1.6339	3,2	7,055	1,05	2.31
62172	SSWI 4,25T-S	18, 21, 42	0.7087; 0.8268; 1.6535	4,25	9,370	1	2.20
62285	SSWI 6,3T-S	24, 29, 58	0.9449; 1.1417; 2.2835	6,3	13,889	2,40	5.29
17084	SSWI 13T-C	34, 38, 76	1.3386; 1.4961; 2.9921	13	28,660	5,80	12.79

Measurements subject to production tolerances and technical changes.

pewag Anchor shackle in G70

Designed for the anchoring system

This corrosion-resistant G70 omega shackle, features a special load pin with an extra safety pin. This mechanism is designed for use as an end fitting in anchoring lines using our FORCE7 anchoring chains.

It suitable for combination rope-chain lines, and its dimensional specifications and smooth profile are designed to prevent trapping in the rollers.

This is the right shackle choice for your anchoring gear, and it carries a CE-mark and a traceability code for clear identification. A full operating manual is provided, for a product manufactured in Europe using European made steel.



Product Number	For FORCE7 chains of size: [mm]	Jaw; Throat; Inside width [mm]	Jaw; Throat; Inside width [inch]	WLL [kg] (SF 1/4)	WLL [lbs indicative] (SF 1/4)	Weight [kg/pcs.]	Weight [lbs/pcs.]
86698		11; 48; 28	0.4331; 1.8898; 1.1024	4.033	8,891	0,12	0.26
73842		16; 48; 28	0.6299; 1.8898; 1.1024	7.170	15,807	0,25	0.55
73843		20; 60; 35	0.7874; 2.3622; 1.3780	11.200	24,692	0,40	0.88
73844		24; 72; 39	0.9449; 2.8346; 1.5354	16.130	35,561	0,70	1.54









Measurements subject to production tolerances and technical changes.

pewag corropro

The innovative corrosion protection system.
Resilient. Resistant. Environmentally-friendly.

pewag corropro is an electrochemical deposited anticorrosion coating, which has a bonded zinc pre-treatment. In a dipping bath, an epoxy based anticorrosion layer is electrochemically deposited on the surface of the work pieces by coagulating the binder. This protective micro layer is hardened in special ovens at a temperature of 150 °C – 180 °C. pewag corropro does not contain any heavy metals like lead, cadmium, and hexavalent chromium (CrVI-free).

Salt spray test – to ISO 9227 (NSS-test)

Starting situation	Final state
<p>PCP – corropro</p> 	<p>528 h</p> 
<p>PC – powder coated</p> 	<p>528 h</p> 
<p>GZN – electro galvanized</p> 	<p>288 h</p> 
<p>LAC – varnished</p> 	<p>168 h</p> 

pewag COR PROTECT

With the COR PROTECT “CPT” coating we improve components in G80 and enable an outstanding performance against rust. Without any load reduction.


The USPs of the COR PROTECT are:

- Long-term corrosion protection and damage resistance for industrial, marine, tropical, and rural environments at temperatures up to 350°C.
- Cor Protect is an alternative for hot-dip galvanizing or other coating systems. It provides a similar or better performance and is environmentally friendly.
- Salt spray resistance – up to 1000 hours, with no sealer and special passivation layer, coating loss rate less than 0,050 g/m²/hr.
- Cor Protect coating increases resistance to low- and high-temperature corrosion and promotes excellent adhesion.
- Thickness of about 40 µm with excellent uniformity.
- No hydrogen embrittlement
- Modifying elements Zn-Al
- Atoms of the desired metal are diffused into the surface of the parts
- Thermo Chemical Surface Modification
- The process is suitable for all above water maritime environments.

pewag – Test of performance

To prove the performance, we have put our fishing connecting links CW-19/20 grade 10 to the test.

For two months our connector and a competitor's connector have been in heavy use on a bottom trawler, between the chain foot rope and the wire foot rope. Both connectors have the identical mechanical attributes but were produced by different manufacturers. After being exposed to the same challenging surroundings, the difference is clearly visible on the connectors' wear. The pewag fishing connector outperformed, and so did our connector's fishing pin.



pewag – Test of performance

Technical University Leoben, Austria

To ensure that our product does not show any evidence of hydrogen embrittlement, pewag started a test trial with the Technical University of Leoben, Austria. After intensive use with a bottom trawler, an independent microanalysis was done.

The result was the following:

- no cracks or signs of hydrogen embrittlement,
- expected and normal signs of wear. We advise to exchange the product when it is used so intensively.

SCHADENSANALYTIK
 Ao. Univ.-Prof. Dipl.-Ing. Dr. mont. Gregor Mori
 Ingenieurkonsultent für Metallurgie

Untersuchungsbericht

über


zwei Bolzen von CW-Connex-Verbindungsgliedern
 $\varnothing 16 \times 122,5 \text{ mm}$

Auftraggeber: pewag Austria GmbH
 Mariazellerstrasse 143
 A-8605 Kapfenberg
 vertreten durch Herrn Dipl.-Ing. Bernhard Oswald

Auftragseingang: mail vom 11.3.2021

Probeneingang: 26.2.2021

Leoben, den 28.3.2021



pewag **Creating links**

The peTAG solution enables the company-wide, flexible servicing and administration of a wide range of objects.

peTAG solution

The intelligent solution for clear object identification, seamless data transfer, straightforward servicing of objects, safe archiving of data, efficient interaction with partner companies and much more.

peTAG info

Smart, free-of-charge access to product-specific information via the mobile web.

peTAG manager

PC and mobile end devices work hand in hand with this adaptable, high-performance platform that stands out in any working environment and improves data quality at the same time. Additional, expensive reading devices and manual data transfer belong to the past.



peTAG solution



peTAG solution Keyfacts



Intelligent software

User-specific adaptation of object data, testing processes and steps. Automates the creation, sending and archiving of test reports. Sophisticated authorisation concept.



Save time & money

Efficient documentation of work processes, thus simplified daily workflows. Data exchange without media breaks, fault-free data communication.



Mobile solution

Direct, location-independent data access (e.g. load capacity, safety information, latest test reports etc.) Smart servicing of objects via mobile app. Offline availability.



Linked-up partnerships

Straightforward exchange and efficient interaction between service providers, merchants and customers. Improved service and data quality. Increased satisfaction and loyalty.



Always up to date

Access to the latest product data and information, overview of all test data, documentation of test procedures. Traceability of object history.



pewag academy



Learning services for
education and
training

Product and technology training, e-learning, blended learning

The individual courses impart comprehensive knowledge on pewag products and technologies.

These courses provide added value for companies and participants, since they can be used or acknowledged within the framework of training prescribed by law.



Intermedial teaching material

Visualisation of training content with videos and animations



Anytime

Independent of time and place

Unrestricted access to training content (videos, articles etc.) in the respective area of training on the pewag academy portal




Anywhere

Intermedial teaching content is also available on smartphone or tablet

“
**Knowledge
for you**
”



academy.pewag.com



0099951010859
KA/21/00523 9



www.pewag.com

pewag austria GmbH

A-8041 Graz, Gaslaternenweg 4, Phone: +43 (0) 50 50 11-0, Fax: +43 (0) 50 50 11-100,
saleinfo@pewag.com, www.pewag.com

